

COMMUNITY SERVICE

LEARNING OUTCOMES

During the course of this badge the members will:

- participate in several service projects to assist people in need;
- participate in a community project;
- describe the value of volunteering;
- research various opportunities to serve their community.



BADGE REQUIREMENTS

1. Participate in several service projects to assist people in need.
2. Participate in a community project.
3. Research various opportunities to serve in your community.
4. Discuss your experience of service.

Time spent on this badge cannot be credited towards the Leadership Training Experiences required for the Epsilon star. It can, however, be the 'service' badge necessary for the completion of the Epsilon star.





Teaching Ideas:

The requirements of this badge could be spread over several months, rather than focussing members' attention on community service for a month. This would help members to understand that service is a life-long endeavour and not a short-term project or obligation.



1. Participate in several service projects to assist people in need.

11-13's must participate in at least two activities for a minimum of two hours.

14 + must participate in at least three activities for a minimum of three hours.

Service projects require members, with leaders' assistance, to identify local residents who need assistance. The project could include any of the following:

- gardening;
- house cleaning;
- preparing meals;
- running errands;
- reading newspapers, letters;
- spending time with an elderly person or a person with a disability;
- writing letters for people.

Projects may be completed in pairs, small groups or as a whole group.

It is crucial that this work is done voluntarily and generously, and that no reward (i.e. payment) is received. We want members to understand that service is its own reward. Refer also to **Badge Requirement 4**.



2. Participate in a community project.

This requirement may be completed individually, in small groups or as a whole group. The project should have a community focus and should require four hours.

Suggested projects are:

- Clean Up Australia (www.cleanupaustralia.com.au)
- National Tree Day (www.treeday.planet.ark.com)
- Local Show
- Fundraising activities for causes/cures e.g. (Biggest Morning Tea, Great Australian Bite, – both presented as supper at a parade, Girls night in /Boys night out.)



3. Research various opportunities to serve in your community.

11-13s may complete this requirement in pairs; members **14+** must complete the requirement individually.

Pairs/individuals are to investigate and report on at least one way people can serve their local community. Each pair/individual must report on different opportunities to provide a broad range of possibilities to members. The reports may be presented in any form, e.g. PowerPoint, poster, talk.

Teaching ideas

Some ideas that members may research include:

- represent the community on local council;
- volunteer at the Neighbourhood or Community Centre;
- participate in Parents and Citizens Association;
- Service Clubs, e.g. Lions, Rotary, Soroptimists, Probus;
- Justice of the Peace;
- Pink ladies;
- Red Cross;
- community representative on committees regarding local developments, e.g. road community consultation committee;
- community action groups;
- assist in second hand /goodwill shops;
- wildlife rescue (WIRES, FAWNA).




4. Discuss your experience of service.

In small groups or as a whole discuss members' experience of their service activities. Help them to understand that service is its own reward that doesn't require payment or other reward – to be paid or rewarded turns service into employment. Service is usually done voluntarily because the individual chooses to be involved.

Some questions to consider:

- What did you least enjoy?
- What did you get out of serving others?
- What benefits to the individuals or community did you see in the service?
- How do you think the individual/community felt about
 - a) the service you gave;
 - b) you as a person?
- How did serving others make you feel?
- Discuss the similarities and differences between service and employment.





Devotional ideas



1. **Title:** The Least of These
Bible: Matthew 25:33 - 40
Thought: By serving others we serve God
Supplies: Bible, board/flipchart, markers

Display the following list on a board or chart:

Thirsty adult
Starving child
Beggar
Shut-in
Prisoner
Tourist lost in your community
Sick person
Grieving person

Ask members to brainstorm how they could help these people and write their answers alongside.

Then ask why members would help such people.

Read Matthew 25:33 - 40.

Explain that the Bible says that when we help others, especially those who are weak and vulnerable, we are serving God. Ask members how that makes them feel when they help others.

Close with prayer asking God to make us willing to serve others and sensitive to His presence in our service.

Devotional ideas



- 2. Title:** Wash my feet
Bible: John 13:1, 3 - 5, 12 - 17
Thought: Serving others requires us to humble ourselves
Supplies: Bible, basins with water, towels


Provide basins, water and towels so that in a brief time every member washes the feet of another member. Members **cannot** wash their own feet as that defeats the purpose of the devotion. Leaders may need to set the example by washing each other's feet. Alternatively leaders could wash members' feet – as Jesus did in the Bible reading.


When everyone's feet are washed, ask members how they felt doing this. They may have felt embarrassed, or perhaps felt that they were too good to do something so menial.

Explain how Jesus washed the feet of His disciples. (Read John 13:1, 3 - 5 if you must but it is preferable you tell this part of the story.) Then read John 13:12 - 17. Ask members what they think Jesus meant in verse 16.

Explain that we are no better or worse than anyone else. We look and behave differently, we may have a better education or more money than other people; but we aren't any better. Often to be of service to others, requires us to put ourselves out, perhaps to do something unpleasant. To do so requires that we humble ourselves as Jesus did.

Close in prayer asking God to help us not to take ourselves so seriously that we neglect to be available to serve others.





Devotional ideas



3. Title: Be a Sample

Bible: Acts 1:8

Thought: We can be a sample of what Jesus is like to those around

Supplies: Bible, a sample size packet (you may be able to get free sample to give out to members)

Show members the sample size packet that you have. Comment that these samples only cost a small amount, sometimes companies give them away for free.

They are made by different companies so that you can try their product. They figure that if you are given a free sample you may like it and want to buy a full size one at the regular price.

Explain to members that they can be a sample as well – a sample for Jesus. Their friends might not know what a Christian person is like and may not have experienced love and forgiveness in their lives. Even if the friends don't go to church they will be learning about Jesus from our actions and seeing Jesus in us. We are showing them what Jesus is like. We are the 'sample'.

Friends may then try to be Christ-like too. This could lead them into a fuller relationship with Jesus.

Read Acts 1:8. By being a Christian 'sample' we are doing our part in spreading the good news of Jesus in our family, to our friends, in our community – to all the world.