

GOD'S CHILD

LEARNING OUTCOMES

Having completed this badge members will:

- know that everyone is precious to God;
- understand why we need to be like children to enter the kingdom of God;
- try to demonstrate behaviour that is pleasing to God;
- understand that God wants us to develop a good relationship with Him through Jesus;
- know how to respond to God, and be able to accept God's invitation to be His child.



BADGE REQUIREMENTS

1. Explore God's willingness to accept children into His kingdom by telling the story found in Mark's Gospel chapter 10, verses 13 - 16.
2. Identify reasons why we need to be like children to enter the kingdom of God.
3. Explore differences in behaviour that are pleasing to God.
4. Identify actions that help us to grow more like Jesus every day.
5. Present members with an opportunity to respond to God's invitation for them to be God's child.

Note to leaders

Please note that non-acceptance of God's invitation in Badge requirement 5, should not exclude any member from earning this badge.

Pray that as each member reviews their badges, the wearing of the 'God's child' insignia will prompt them to remember its significance and the promises it holds. Emphasise that God's invitation can be taken at anytime and anywhere, whenever a member is ready to do so.

Idea

Pre-order the 'God's child' badges for your total group from DHQ so that they can be presented at the final parade for this badge. Any excess badges can be returned to DHQ.





Teaching ideas



1. Explore God's Willingness to accept children into His Kingdom by telling the story found in Mark's Gospel chapter 10, verses 13-16.

Read the story from Mark 10:13-16 Contemporary English Version (CEV)

Points for discussion

- Why were families bringing their children to see Jesus? *(They wanted Jesus to bless the children.)*
- Why did the disciples try to stop the children? *(Note that in those days children were not considered to have any importance.)*
- What was Jesus' response? *(He was angry with his disciples for trying to stop the children. Optional link – see Luke 2:49: Jesus' experience of seeking to be in his Father's house when he was a child, and not being totally understood.)*
- What encouraging words did Jesus say? *(see Handout 1.)*
- What did Jesus do with the children? *(He blessed them.)* What does this show? *(God's love is for everyone.)*

Use **Handout 1** to show that each member can come to Jesus and be blessed by him. Complete the words of Jesus (Mark 10:14 CEV) by filling in the missing words.

Re-tell the story

Re-tell the story using story flashcards provided on **Leader's Resource 1** or act out the story with members taking the roles of Jesus, disciples, parents, and children.



2. Identify reasons why we need to be like children to enter the Kingdom of God.

Brainstorm members for ideas as to why we need to be like children to enter the kingdom of God.

Members' ideas may include:

- Innocent belief..
- Reliant on others.
- Willingness to commit to something.

Balloon game

Materials required: balloon for each member, permanent marker pens, a poster with the key reasons for why we need to be like children to enter the kingdom of God, music and player.

Instructions:

1. Explain to members that you are going to play a musical balloon game. Whilst the music plays, members must hit their balloon into the air and try to keep it off the ground. When the music stops they should catch the balloon nearest to them and call out the word written on it. Send the balloons back into the air as the music re-starts. Do this action several times.
2. Give out the balloons and let the members inflate and tie them. Ask members to write one of the key reasons for wanting to become a child of God on their balloon. *(The balloons can be pre-prepared if necessary.)*
3. Play the game.

Teaching ideas

Bible verses

Use the following Bible verses to help the members discover things that God wants us to know:

- **Invitation and acceptance** – Mark 10:14 – *God has invited me to come to Him.*
- **Forgiveness** – 1 John 1:9 – *God has forgiven me for the wrong things I have done.*
- **Obedience to God** – John 15:14 – *Jesus has become my special friend – I am truly a child of God.*



3. Explore differences in behaviour that are pleasing to God.

List behavioural attributes into two columns by playing a game of 'opposites', for example, the leader calls out a word(s) from their list in the first column and members give the 'opposite' which is then written in the second column.

Possible word list for 'opposites' game

(Add to this list or make up your own.)

LEADER'S LIST	MEMBER'S ANSWER
Tell the truth	Lie
Swear	Not swear
Love	Hate
Kind	Unkind
Respect	Abuse
Cheat	Be fair
Steal	Don't touch what is not yours
Share	Not share/be mean
Help	Be selfish
Ignore people	Listen
Friend	Enemy

Re-write the lists, with Column 1 entitled 'Pleasing to God' and Column 2 entitled 'Not pleasing to God'. Discuss reasons for placement (good versus bad). Challenge members to try to do the things that are 'Pleasing to God'.

PLEASING TO GOD	NOT PLEASING TO GOD
Tell the truth	Lie
Not swear	Swear
Love	Hate
Kind	Unkind
Respect	Abuse
Be fair	Cheat
Don't touch what is not yours	Steal
Share	Not share/be mean
Help	Be selfish
Listen	Ignore people
Friend	Enemy



Teaching ideas

Make a wristband reminder

Materials required: thin coloured card or paper; pens, crayons, felt-tip pens; sticky tape; list of words from 'Pleasing to God'.

Instructions:

- Using thin coloured card, cut strips approximately 2 cm wide and 15 cm long.
- Give each member a band.
- Ask members to write words along the band from the list 'Pleasing to God'.
- Place the band loosely around each member's wrist and tape together.
- Wear as a reminder of things that please God.

Prayer

Finish this badge requirement with a prayer: 'Dear God, help me to choose to do the things that please you. Amen.' Or ask them to write their own prayer and add it to their poster.



4. Identify actions that help us to grow more like Jesus every day.

Bible search

Find and read the Bible verses and see what it is that we are asked to do:

BIBLE REFERENCE	KEY IDEA
Philippians 4:6	Pray
Psalms 119:9	Obedying your word = read the Bible
Mark 5:19	Tell them (others)
John 14:15	Do as I command = obey
Hebrews 10:24-25	Be encouraging Be helpful Worship together

Use **Handout 2** to emphasise these points. Ask the members to read the bible verses and state in one sentence what God wants them to do.



5. Present members with an opportunity to respond to God's invitation for them to be God's child.

Materials required:

- Bible (CEV preferred)
- Hinged cross-shape 'invitation' (one per person)
- Small backpack
- Stones labelled with 'wrongs'
- Person figure (*one per person*)
- Glue sticks
- Area set aside where members can glue their figure onto their cross; music and player.

Preparation:

- Prepare the cross-shaped invitations so that there is a personalised one for each member (*children and leaders/helpers*). Write each person's name in the words 'I love you... (*name*) be my child.' Have spares just in case there is anyone attending SAGALA for the first time.

Teaching ideas



- Have ready a small backpack and some stones labelled with 'wrongs' (You may have your own favourite way of explaining Jesus' sacrifice on our behalf. Use what suits you best making sure that 'forgiveness of wrongs' has a clear message.)
- The area set aside for the gluing activity should be 'private' – so children can thoughtfully consider their own decision. Maybe use the three symbols (heart, cross, person). Have ready an adequate number of pencils to write their names and glue sticks with which members can adhere their figure to the cross (if they wish). Have some music to play quietly.

Procedure:

Sit members in a circle where possible. Show them the 'invitation from God' cross that has the leader's name written inside it. Explain that people can receive God's invitation no matter what their age.

Read Mark 10:14b - 15. Jesus tells us that our faith needs to be child-like to be accepted in God's kingdom, willing and ready to come and be blessed. The most wonderful thing too is that we can keep coming to receive the blessing over and over again.

Explain that you have an invitation for all the members and leaders/helpers. Hand these out. Read the message from God – 'I love you... (read their own name) be my child'.

Ask members what the cross represents. Explain that God has a plan for our lives – to help us be good, loving, kind, truthful, and all the other things that please him. Part of that plan was for God to give His son Jesus to die on the cross. Jesus took away all the things we have done wrong so we can be forgiven.

Ask each child to come to you and pick up a stone. Read out some of the things written on the stones. Let the children 'weigh' the stone in their hand – it may not seem very heavy. Now invite each member to place their stone into the backpack.

(Choose one member to wear the backpack as the rest of the stones are placed inside.) Of course, it is getting gradually heavier. Imagine that you each have a backpack weighing you down. The things in the backpack may be the text you sent, the inappropriate website you looked at, the horrible way you spoke to your brother or sister – all those things add up and can make a heavy load. But Jesus can take that load off you when you come to Him (Remove the backpack from the member and place it away from everyone) – He forgives you and now He says you are ready to accept God's invitation to be His child.

Show the 'person' figure. Indicate that this represents each member. They will have the opportunity to write their name on a figure which they can glue onto the bottom of their personal cross as a sign that they wish to become God's child. Hand out the 'person' figures.

Invite members to stand in prayer position, with their cross in one hand and the figure in the other, **pray**:

Thank you, God, that you love me so much you want me to be your child.

Thank you, God, for giving Jesus to die on the cross for me and taking away my wrong things so I can be forgiven.

Thank you, God, that I can say 'yes' to your invitation at anytime and anywhere.



Teaching ideas

Please help me, God, to try to please you every day and grow to be more like Jesus. Amen.

Indicate to the members before any gluing takes place, that if they cannot honestly accept God's invitation today they can take the cross and their figure home and if/when they are ready to say 'yes' they can glue their figure to the cross. *(Maybe say that you would be pleased to know if the member does finally take up 'the invitation from God'.)*

Invite any members who wish to accept God's invitation to be His child to proceed to the area set aside to write their name and glue their figure to the cross. Encourage the members to take them home as a reminder of them becoming God's child. *(Play some quiet music while this happens.)*

Members who are not gluing today can form into the normal horseshoe for closing parade and await the others to join them.

Special note to leaders: *For the purpose of decision making records you may like to quietly note which members did say 'yes'.*






Also, this recording can aid the Young People's Sergeant Major (YPSM) and Junior Soldier Sergeant to approach families who might like to have a greater Corps involvement for their children and themselves.

Leader's Resource 1

Guard/Rangers

story flashcards – Mark 10:13 -16. Use With Badge Requirement 1.

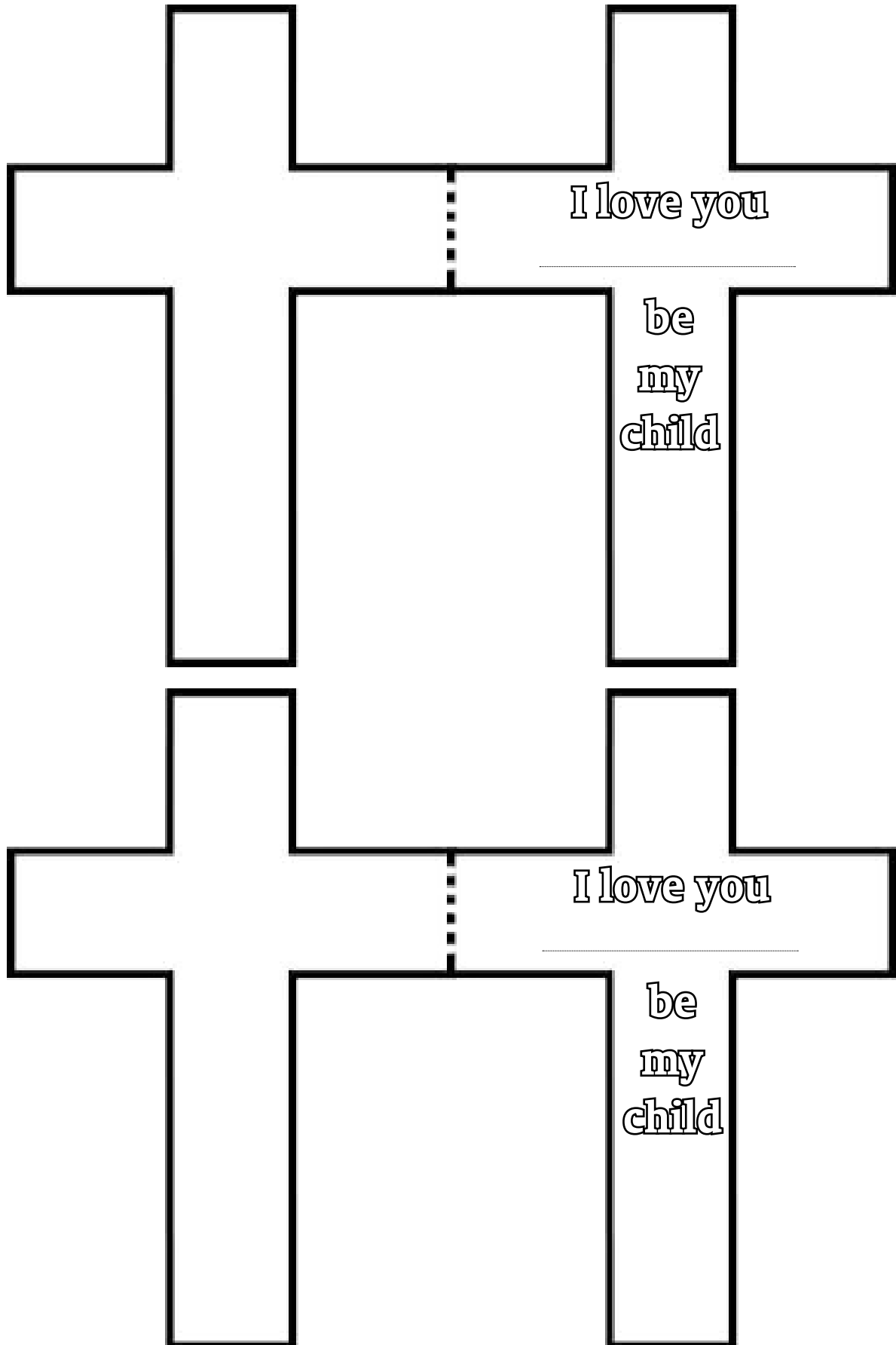
Instructions: Cut along bold lines. Fold down the dotted line so that members can see the pictures and the leader can easily read the appropriate Bible verses. (Enlarge to A3 size for larger groups.)

	<p>Mark 10:13a</p> <p>Some people brought their children to Jesus so that He could bless them by placing His hands on them.</p>
	<p>Mark 10:13b</p> <p>But His disciples told the people to stop bothering Him.</p>
	<p>Mark 10:14 – When Jesus saw this, He became angry and said, ‘Let the children come to me! Don’t try to stop them. People who are like these little children belong to the kingdom of God.’</p>
	<p>Mark 10:15</p> <p>I promise you that you can’t get into God’s kingdom unless you accept it the way a child does.’</p>
	<p>Mark 10:16</p> <p>Then Jesus took the children in his arms and blessed them by placing His hands on them.</p>

Leader's Resource 2

Use with **Badge Requirement 5**. Photocopy preferably onto light card so that there is one per member and leader/helper, write the members/leader/helper's name on the line.

)



HANDOUT 1

Guard/Rangers

Draw your face as one of the children with Jesus, being accepted and loved by him. Colour the picture.



Fill in the missing words...

Jesus said, 'Let the _ _ _ _ _ come to _ _ !
_ _ _ _ _ try to _ _ _ _ _ them. _ _ _ _ _ who are like these
_ _ _ _ _ children _ _ _ _ _ to the kingdom of
_ _ _ _ _ .' Mark 10:14 CEV

stop me children God People belong little Don't

HANDOUT 2

Guard/Rangers

Draw yourself in the blank spaces doing the action that helps you grow more like Jesus every day.
Highlight the action words with different coloured highlighter pens.

1 God wants me ...	Philippians 4:6 Jesus' friend, Paul wrote: 'Don't worry about anything, but pray about everything. With thankful hearts offer up your prayers to God.'
2 God wants me ...	Psalms 119:9 'Young people can live a clean life by obeying your word'
3 God wants me ...	Mark 5:19 When Jesus had helped a man He said: 'Go home to your family and tell them how much the Lord has done for you and how good He has been to you.'
4 God wants me ...	John 14:15 Jesus said: 'If you love me you will do as I command.'
5 God wants me ...	Hebrews 10:24-25 ...says: 'We should keep on encouraging each other to be thoughtful and do helpful things. Some people have gotten out of the habit of meeting for worship, but we must not do that.'