

# KISSING FROGS

## LEARNING OUTCOMES

Having completed this badge members will be able to:

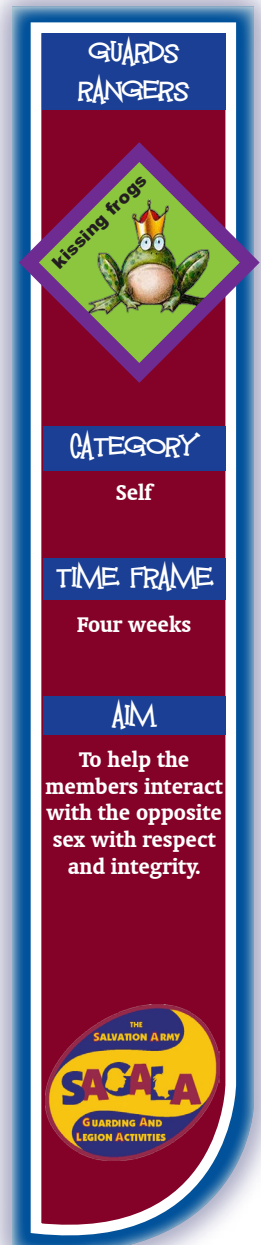
- explore the nature of the opposite sex;
- demonstrate how to show respect to other people;
- demonstrate effective communication skills;
- describe the Biblical perspective on relationships;
- investigate a healthy marriage model;
- explore appropriate dating behaviour and participate in a dating role play.



## BADGE REQUIREMENTS

1. Explore the nature of the opposite sex.
2. Demonstrate how to show respect to other people.
3. Demonstrate effective communication skills.
4. Research some Biblical passages on relationships.
5. Interview several married couples.
6. Explore appropriate dating etiquette.
7. Participate in a simulated dating experience.

Leaders may choose to combine Guards and Rangers for some sections of this badge. It would be beneficial for members to understand the points of view of their opposite sex. However, groups should be encouraged to be sensitive and considerate. Leaders should maintain open discussion and acceptance of different points of view.





# Teaching ideas

As an introduction to this badge display **Leaders Resource 1**. Ask members what they think is the message of the poster.



## 1. Explore the nature of the opposite sex.

Divide the group into smaller gender specific groups. Give each group a sheet of paper divided into four sections labelled: 'Great Lies', 'Little Lies', 'Little Truths', 'Great Truths'. Then give them a series of self adhesive labels on which are written the following statements:

- Boys get over disagreements and broken relationships quicker.
- Girls want the 'Happy ever after'.
- Girls like flowers.
- Boys are physically stronger than girls.
- Boys are only interested in one thing sex.
- All boys like cars and sport.
- Girls are smaller than boys.
- It's acceptable for boys to have more than one girlfriend at a time.
- Girls don't accept that the boy they like doesn't like them in return.
- Girls find it easier to talk about emotions.
- Girls want to be wives and mothers.
- Boys don't talk about their feelings.

Ask the groups to talk together about which of the four sections the statement most probably belongs to, and stick the label in that section.

When they have done this the group works together on a statement about their gender under the heading: 'What we would most like boys/girls to understand about girls/boys is ...'

Make the statement available to Guards/Rangers for comparison and discussion, or if combined swap statements and discuss.



## 2. Demonstrate how to show respect for other people.

The Date game – **Leader's Resource 2**.



## 3. Demonstrate effective communication skills.

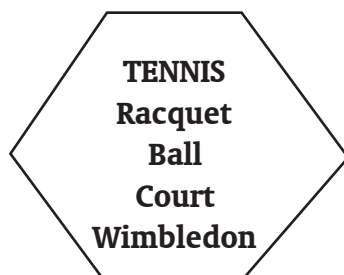
- Play several rounds of Chinese whispers. Line the members up and whisper to the member at the front of the line a complex sentence of at least ten words. The member then whispers the sentence to the next person in line and so on to the end of the team. The sentence cannot be repeated to any individual member. The member at the end of the line repeats the sentence aloud to ensure that the sentence has been heard and carried accurately.
- This activity focuses on the need to listen: Ask two volunteers to participate in a conversation. One person talks for two to three minutes on any topic he /she chooses, e.g. a story. The other person listens and cannot speak except to ask a clarifying question, e.g. would you repeat that please? When the time is up the person listening tells the group, in his/her own words, what the speaker was talking about. Other members now form pairs to repeat this activity. Allow three minutes for one of the pair to speak and a minute or two for the listener to feedback what he/she heard. Then repeat the exercise with members swapping roles.

# Teaching ideas



Discuss with members their listening experience. Did the listening member accurately feedback what the speaker was saying? Did the speaker feel he/she had the listener's attention? What evidence suggested the listener was, or wasn't, listening? (Eye contact is usually a good indicator that the listener was paying attention.)

- Have a prepared conversation or story that one or two members perform. (Practise reading first.) Following the reading choose 3 people to identify or create the following from the conversation/story.
  - Three key words
  - A slogan or title of the piece
  - A sketch of the outcome
- On slips of paper write a word, e.g. vase, tennis, apple, Eiffel Tower, Holden, love, conversation, heart, rose. One member takes a slip of paper and describes the word without using the word, e.g. ROSE – it's a flower with a strong scent, it has thorns, it comes in a variety of colours, it's often given on Valentines Day. Other members try to guess what word the player is describing. The player continues to give clues until someone guesses correctly. Players may pass on any word. Set a time limit for each player to communicate as many words as possible, or work in teams, or as members guess a word correctly they become the next player. To increase the challenge, add four other connected words that players cannot use, e.g.



## 4. Research some Bible passages on relationships.

**Genesis 2:21 - 24**

What does this passage say about God's plan for human relationships?

**Ephesians 5:3 - 5**

What effect do you think the behaviour listed in this passage has on your relationships with your parents, brothers/sisters and friends?

**1 Corinthians 13:4 - 7**

How might you demonstrate these qualities in your relationships with your parents, brothers/sisters and/or friends?

**Proverbs 4:14 - 15**

What advice does this passage give you?

**For 15 +**

**Matthew 5:27 - 30**

Whilst this passage talks about adultery what do you think is the real issue here? (*Lust*) Jesus' solution is very extreme ('cut out ... cut off') how might you deal with the issue Jesus is talking about?

**1 Thessalonians 4:3 - 5**

How does God describe sexual relationships?



# Teaching ideas

## Talk

There is a nasty rumour that Christians think sex is bad. Nothing could be further from the truth. Christians think sex is unbelievably good – in fact there is a whole book in the Bible full of talk about love, romance and sex. Christians believe that sex is so good that it should be respected and acknowledged as a special part of life (Song of Songs 1:1 - 4).

Sometimes the world treats sex as something cheap. Advertisers use it to sell their products, it is portrayed as a casual bit of fun in the newspaper, it is used to create wealth by manipulating people's lowest instincts (often causing misery to teenage girls and boys who get trapped into prostitution and pornography). Christians believe we deserve better.

The Bible encourages certain attitudes toward sex. It clearly states that humans were designed to be monogamous (Genesis 2:21 - 24). The main reason AIDS and other sexually transmitted diseases have spread so alarmingly is that people use sex in a way it wasn't created to handle. The Bible is clear that sexual intercourse should be kept for the one person you marry. God intends for pregnancy to be a matter of happiness that brings joy and stability to a marriage, never a catastrophe that leads to anguish and heart searching decisions by one or both single people.

There is, however, a major difference between the culture of the Bible and today's culture. In Bible times marriages were arranged by parents and usually took place not long after young people reached puberty. Nowadays there are several years between the time the body is ready for action and the time when the body's emotions are ready for the commitment of marriage. How should teenagers act during those years? Most people would agree that boyfriends and girlfriends should enjoy, but not be forced into, kissing and hugging. But where are the limits? It is not enough to say, 'If it feels good do it.' Christians endeavour to govern their attitude toward sex and their sexual experience during those years in four ways: they want to be moral, wise, safe and loving.

Here's one more definition to consider: 'Positive and healthy sex occurs only when two people share intimate love, trust, and respect in an exclusive, marriage relationship'.

Allow time for members to discuss this.



## 5. Interview several married couples

Invite several married couples, preferably from different generations (young, middle-aged and older people) to be interviewed by members. These people could form a panel or each couple could attend on different nights.

Choose from the following questions for members to ask the couples. You may add other questions; members may also ask their own questions. Consider providing the questions to the couples before the interview to allow them to think about their responses.

- Why did you choose to marry this person?
- How long have you been married?
- How many children do you have?
- Have you ever fought? If so, how do you resolve differences?
- What were the fights about?
- How has your faith in God influenced your relationship?

# Teaching ideas



- Do you believe that God brought you together? If so, how do you believe He did that?
- What do you think is the purpose of your marriage?
- Are you always happy in your relationship? Why/why not?
- What activities do you do together and apart? Do you have common interests?
- Would you tell us one funny story that has happened to you both in marriage?
- How did you meet and form a relationship that led to marriage?
- Would you tell us about a sad or difficult time in your relationship and/or how it affected your relationship?
- How do you make decisions, especially important decisions?



## 6. Explore appropriate dating etiquette

Discuss with members the purpose of dating. The purpose should be to better know the person you are dating in order for a relationship to develop. The activity and conversation should aim to create an environment where communication is easy and relaxed so both individuals can share in a safe environment.

Brainstorm with members:

- their perfect 1st, 2nd and 3rd date;
- topics of appropriate conversation;
- how they would like to be treated by a date.

Copy and distribute **Handout 1**.

Remind the group of the progressive nature of a sexual relationship. In a relationship of love between two unmarried friends it would be wrong to have sexual intercourse, but it might also be wrong to never even kiss. This exercise should help the group decide what measure of physical contact is right.

Divide members into small groups and ask all members to decide together in what order the 12 sexual activities come on an ascending scale of intensity, starting with the least intense and finishing with sexual intercourse. They should write the 12 in order in the blank boxes.

They then think individually about the list by drawing a line across the scale to indicate the limit they feel they should not cross on a date. Then they mark the limit they think their parents would set. Lastly they mark the limit they think God would set.

Members will not be required to share their responses. Give them time to consider where the lines are, relative to each other.

In closing this section point out that the activities in the bottom part of the ladder are different from the ones at the top. They cause physical changes within the body which prepare it for intercourse as God designed us. Once the body is ready for intercourse it is difficult for our head to tell our body that you don't want to go that far. A limit drawn in the bottom half of the page may therefore be hard to keep to. It is also completely unloving and self-defeating to adopt an attitude of pushing the boundaries further and further.



# Teaching ideas

All serious relationships take work and commitment. All dating experiences are not going to last forever. When it's time for a relationship to end, what's the best way to go about ending it? Ask members to pair up – Guards working with Rangers would provide useful feedback – and tell each other the ideal way they would like their boy/girlfriend to tell them that the relationship is over.

Use the suggestions in role plays – members take turns to tell each other the relationship has ended. Tell members to try to include at least one thing that they have learnt, appreciated or enjoyed in the relationship.




## 7. Participate in a simulated dating experience

Arrange a formal dinner at a restaurant or at the corps. Members are to dress appropriately and should bring a 'date'. Alternatively combine with Guards/Rangers for this activity. You may also like to invite member's parents along. This is an opportunity for members to demonstrate their communication skills as well as their preferred dating behaviour. It may also provide an opportunity to assess or review skills learnt in the 'Lookin' Good' badge.



# Leader's Resource 1

Before you meet Prince Charming / Princess Perfect you have to kiss a lot of frogs



# Leader's Resource 2

## RESPECT

Taken from 'Simulations Games 2' by Pat Baker and Mary-Ruth Marshall. ©1986 by Joint Board of Christian Education, Melbourne.

**Purpose:** To look at dating dilemmas.

**Number of players:** This is a game for any number of people, preferably playing in small groups of about 4.

**A caution:** since it is a game which involves real feelings, care should be taken to be supportive of people who find themselves in serious conflict between their convictions and their real life actions. You may need to watch for those who find themselves ridiculed or condemned by other players beyond their ability to cope.

**Preparation:**

- Prepare a game board (you may use the example or create your own). Draw it on a large sheet of newsprint to be placed on the floor in the middle of the room, or create spaces from paper or cardboard.
- The play area should be at least one metre by two metres.
- Prepare as many copies of the situations as you expect to have small groups OR print the situations onto cards and hand to groups as they land on the corresponding numbered space.
- You will need a two dice and a distinctive token for each group.

## Instructions

Divide into small groups of about four people. Give each group a dice, token and copy of the situations – or have the cards ready if you chose to make individual cards. If you want to speed the game up, use two dice.

Locate the groups around the game board so that each group can talk together without disturbing other groups.

A player in each group throws their dice and moves their token to the corresponding space on the game board – each group throws their dice and moves at the same time.

Members of each group read the situation that corresponds with the numbered space their token is on. They have three to five minutes (or as decided) to discuss the situation and to decide if they think the action is appropriate or inappropriate.

The game director calls time and the groups in turn report the situation and their decision, including significant reasons. They then apply the reward or penalty, as indicated on each situation, according to their decision. The situation corresponding to the token's new location is not read out as this space is the result of the reward or punishment.

When all groups have moved the next round begins with all groups simultaneously throwing the dice again. Continue until a team reaches 30.

The first group to reach 30 wins the game. Bring members together for a debriefing time. Use these questions and add others you think appropriate.

What situation did you find the hardest to talk about?

What situation was the easiest to talk about?

What did you learn about how to treat the opposite sex?

Choose some of the situations and discuss how respect was or was not shown (e.g. five – ignoring a date shows you don't value him/her; eight – you can destroy someone else's reputation; 14 – pressuring others shows disrespect; 23 – breaking a promise suggests you don't value others; 25 – keeping parents informed shows them respect).



# Leader's Resource 2 (cont.)

## The situations

1. You dance all evening with your own partner at the school formal. START AGAIN OR GO FORWARD 1.

9. A friend needs help with homework and you offer to help. GO BACKWARDS 3 OR FORWARDS 3.

2. One of your friends suggests an activity that your group of friends could do together and you laugh it down. START AGAIN OR GO FORWARD 2.

10. You are going out with a very nice girl/guy. Your friends don't think she/he is very good looking and they stir you about it. You drop her/him cold. GO BACKWARDS OR FORWARDS BY THE NUMBER OF GROUPS.

3. You allow people to finish their sentences before speaking. DECIDE YOUR OWN PENALTY OR REWARD. EXPLAIN YOUR DECISION.

11. You have accepted an invitation to see a film that you really want to see from someone you really don't like. GO BACKWARDS 2 OR FORWARDS 2.

4. Your girl/boy friend of two months is unbuttoning your shirt/blouse. You ask her/him to stop. THROW THE DICE. GO BACKWARDS OR FORWARDS BY THE NUMBER THROWN.

12. You are involved in a lively conversation with friends and keep on jumping in whilst others are speaking. DECIDE YOUR OWN PENALTY OR REWARD. EXPLAIN YOUR DECISION.

5. You leave your date all alone at the party and spend all night talking with another girl/boy. GO BACKWARDS 2 OR GO FORWARDS 2.

13. You are sitting with a group of friends at a party and pull out a bottle of alcohol. You insist that everyone tries some. THROW THE DICE. MOVE BACKWARDS OR FORWARDS BY THE NUMBER THROWN.

6. You are consistently polite to everyone. GO BACKWARDS OR FORWARDS 1 SPACE.

14. You can have a break but listen to the other groups and consider what your response would be to the situations they are discussing.

7. On your first date you and your date decide to pay for your own movie tickets. GO BACKWARDS OR FORWARDS 1 SPACE.

15. It is your first time out and he/she wants to walk holding hands. You refuse politely. GO BACKWARDS 1 OR FORWARDS 1.

8. You brag to your friends about 'how far you got' on Saturday night, even though you didn't get very far at all. GO BACKWARDS OR FORWARDS BY THE NUMBER OF PEOPLE IN YOUR GROUP.

16. You decide to carry a condom in your wallet/handbag 'just in case'. DECIDE YOUR OWN PENALTY OR REWARD. EXPLAIN YOUR DECISION.

# Leader's Resource 2 (cont.)

17. It is midnight. You should be home but the party is just getting warmed up. You decide to stay. GO BACKWARDS 5 OR FORWARDS 5.

24. You phone to advise your parents that you will not be able to be home by the prearranged time. GO BACKWARD 3 OR FORWARD 3.

18. Your mother asks you to bring your date in to meet the family. You refuse. GO BACKWARDS 3 OR FORWARDS 3.

25. You are not really interested in the opposite sex and would rather go out with your girlfriends/mates or stay at home, but your friends stir you about it. Finally you ask them to organise a date for you. GO BACKWARDS 1 OR FORWARDS 1.

19. A person you don't really want to get serious with asks you out. You accept. On the morning of the date a person you are crazy about rings up to ask you out that night. You accept and phone the first person, telling him/her that your parents won't let you go out. GO BACKWARDS OR FORWARDS 1 BY THE NUMBER OF PEOPLE IN YOUR GROUP

26. You are working to take another friend's girl/boy friend from him/her. GO BACKWARDS 2 OR FORWARDS 2.

20. You and your boy/girl friend are out with a group of your friends, though not well known to your boy/girl friend, and you ignore your boy/girl friend. GO BACKWARDS 2 OR FORWARDS 2.

27. Take a break but think what your response would be to at least one situation another group is discussing.

21. You make fun of one of your friends because he/she is overweight. GO BACKWARD OR FORWARD BY THE NUMBER OF PEOPLE IN THE GROUP.

28. You decide to break up with your girl/boy friend and tell him/her using e-mail. DECIDE YOUR OWN PENALTY OR REWARD. EXPLAIN YOUR DECISION.

22. You agreed to meet with your friends at 10.30am on Saturday but turn up 20 minutes late. GO BACKWARD 2 OR FORWARD 2.


29. During a date you spend all the time talking about yourself and the things you enjoy. GO BACKWARDS 2 OR FORWARDS 2.

23. You have been mistreated by someone. You approach that person and calmly speak about the matter. GO BACKWARD 3 OR FORWARD 3.

30. FINISH.

# Leader's Resource 2 (cont.)

Use this game board to play the game RESPECT. Instructions on how to play the game on previous pages.



# Handout 1

## Guards/Rangers

**YOU'VE GOT  
TO DRAW THE LINE  
SOMEWHERE!**

SEXUAL INTERCOURSE

Developing a sexual relationship is progressive business. God has made it clear that his plan is for sexual intercourse to be reserved for marriage. However there are a lot of stages to go through before a couple reach that. Put them in what you would see as a rising degree of intensity.



### NOW DECIDE

- Where would you draw the line as to how far you would go on a date? Mark a line at the limit you would set.
- Then mark a line at the limit you think your parents would set.
- Then mark a line at the limit you think God would set for unmarried couples.



# Handout 2

## Guards/Rangers

Create two columns on a large sheet of paper and label the columns 'What the world says ...' and 'What the Bible says ...'

Cut up the quotes below then discuss each quote and decide which column it best belongs to. Then discuss what you think is the underlying assumption about sex is in each quote and beneath the quote write that assumption.

Then create a one sentence summary for each column.

In July I am going on a school holiday. I do intend to enjoy myself. Being a responsible person I want to protect myself from the risk of getting pregnant as this would ruin my holiday.

A man leaves his father and mother and is united with his wife, and they become one. The man and woman were both naked, but they were not embarrassed.

*Brink me that feeling, healing. Sexual healing is good for me. Come on, come on, come on, let's make love tonight.*

I have been dating two girls and having a good sex with both of them. However, they have both found out about each other and broken off the relationship with me. I am desperate and don't know what to do. Don't give me any of this morality jazz, but help!


Sex is great ... The highest level of sexual excitement is a monogamous relationship.

Your lips cover me with kisses; your love is better than wine. There is a fragrance about you; no woman could help loving you. Take me with you and we'll run away; be my king and take me to your room. We will be happy together, drink deep and lose ourselves in love.

Don't deny yourselves to each other, unless you do so for a while in order to spend the time in prayer, but then resume normal marital relations. In this way you will be kept from giving in to temptation.

Find joy with the girl you married – pretty and graceful as a deer. Let her breasts keep you happy; let her surround you with her love.





# Devotional ideas



- 1. Title:** The Bible says ... the World says ...
- Bible:** Bible passages are included in **Handout 2**
- Thought:** To compare the world's view of sex with that of the Bible.
- Supplies:** A Bible, felt marking pens, large sheets of paper, scissors for each group, **Handout 2** copied for each group, sticky tape or reusable adhesive for each group.

Divide members into small groups and distribute paper, pens, scissors and sticky tape/reusable adhesive. Instruct groups to create two columns on the large sheet of paper and to label the columns 'What the world says...' and 'What the Bible says...'

Instruct the groups to cut up the quotes on **Handout 2**. The group is to read and discuss each quote to decide which column it best belongs in. Groups then discuss what the underlying assumption about sex is in the quote and write this beneath the quote. Then ask each group to sum up in one sentence each column and invite groups to share their summary sentences.

When groups have finished reveal the sources of the quotes. Ask whether anyone was surprised at which column they belong to. If time permits, ask different groups to read some of their assumptions.

Ask each group to read the summary sentences they wrote for each column.

'In July I am going on a school holiday. I do intend to enjoy myself. Being a responsible person I want to protect myself from the risk of getting pregnant as this would ruin my holiday.' (Worried reader – Problem page of a magazine for 13-16 year old girls)

'A man leaves his father and mother and is united with his wife, and they become one. The man and woman were both naked, but they were not embarrassed.' (Genesis 2: 24 - 25)

'Bring me that feeling, healing. Sexual healing is good for me. Come on, come on, come on, let's make love tonight.' (Marvin Gaye – 'Sexual Healing')

'Sex is great... The highest level of sexual excitement is a monogamous relationship.' (Warren Beatty, Interviewed in Vanity Fair)


'Your lips cover me with kisses; your love is better than wine. There is a fragrance about you; no woman could help loving you. Take me with you and we'll run away; be my king and take me to your room. We will be happy together, drink deep and lose ourselves in love.' (Song of Songs 1:2 - 4)


'Don't deny yourselves to each other, unless you do so for a while in order to spend the time in prayer, but then resume normal marital relations. In this way you will be kept from giving in to temptation. (1 Corinthians 7:5)

# Devotional ideas (1 contd.)

'I have been dating two girls and having good sex with both of them. However, they have both found out about each other and broken off the relationship with me. I am desperate and don't know what to do. Don't give me any of this morality jazz, but help!' (Letter to Teenage magazine's Agony Aunt. The reply was 'Dear discouraged, the basic difference between man and animals is morality, and if you don't want any then I suggest you go see a vet.')

'Find joy with the girl you married – pretty and graceful as a deer. Let her breasts keep you happy; let her surround you with her love.' (Proverbs 5:18 - 19 Literal translation)





# Devotional ideas



## 2. Title:

Love symbols

## Bible:

John 15:12, 13; 1 Corinthians 13:4 - 7

## Thought:

To provide members with an opportunity to reflect on how they would like to respond in personal relationships

## Supplies:

A Bible, heart shapes cut out of paper, worship song/music

Read John 15:12, 13.

Discuss with members the type of love Jesus' showed, i.e. selfless, sacrificial, thinking of others first. Then read 1 Corinthians 13:4 - 7 and discuss with members how Jesus' very life demonstrated the qualities of love described in the passage. Ask members to silently reflect how they live their life every day: are they patient? Kind? Envious? Boastful? Rude? Self-seeking?

Distribute a heart shape and remind members that the traditional romantic symbolism of love falls short of the full meaning of a Godly relationship between men and women. Play a worship song/music and invite members to tear the heart into a more appropriate symbol of the Christian view of love, e.g. a cross to show Christ's sacrificial love, a pair of ears to symbolise an intention to listen, a figure one to show that being single is acceptable to God, a ring as a symbol of where love reaches its greatest human experience, a hand as a sign to touch in a godly manner, or any other symbol that has personal meaning.

Have a minute of silent prayer during which members can be honest with God about their specific circumstances and pray for the person they are dating or the girl/boy they like or the people who have hurt them in the past or about their feelings.

As an act of commitment to demonstrate integrity in relationships invite members to bring their symbol to a cross or other suitable place.

Pray with members: 'Loving God, help us to do what is best as we serve you and serve those who are important to us. Guide us as we think through the issues and try to put godly principles into practise. Amen.'

# Devotions ideas



## 3. Title:

The Letter

## Bible:

2 Timothy 2:22

## Thought:

To provide opportunity for members to reflect on their own attitudes toward sex and personal relationships

## Supplies:

A Bible, pens, paper and envelopes, or stationery sets

This devotional activity might be best used for the last week of the badge work.

Anticipate that this badge may have made some people feel guilty, some frustrated, some anxious, some left out, some miserable. Give everyone a piece of paper and an envelope and invite them to write a letter to God. It will be done in complete confidence, and they may seal it for a time when they need to remind themselves what they thought at this moment. In it they should write what they feel about their past experiences or lack of them; their intentions about the future; and their emotions about particular people – and tell God what help they need from Him.

Explain that Christians often say what they know they should say when they are asked or challenged, but when confronted with a situation find it far more difficult to do what they know they should. One day the letter may help them. And all the time God is prepared to help them!

Read 2 Timothy 2:22 and/or use its message as a prayer asking God to keep members pure and to give them wisdom in matters of sex and personal relationships.

