


Junior Soldiers

Unit 12 : Lesson 3

The Red Shield and Me!



PURPOSE : To help the children explore and understand about the beginnings of the Salvation Army Red Shield and the Red Shield Appeal and how the appeal not only helps our public presence but, more importantly, the money raised helps alleviate suffering for those in need. The lesson also encourages the children to be actively involved in the Red Shield Appeal and other acts of service to those in need.

"If you know someone who doesn't have any clothes or food, you shouldn't just say, "I hope all goes well for you. I hope you will be warm and have plenty to eat." What good is it to say this, unless you do something to help? Faith that doesn't lead us to do good deeds is all alone and dead!"

John 20:29

Consider & Prepare

Read:

Luke 4:18–19

James 2:14–17

Acts 4:32–35

In this lesson we are going to look at a brief history of the Red Shield (as a symbol of help and hope) and the Red Shield Appeal.

The Red Shield had very humble beginnings and has become a well-recognized symbol for people around the world. The Salvation Army uses the Red Shield to promote the service we provide to people who are in need. While The Salvation Army crest is the official symbol of the Army, the Red Shield is used in most public settings and is increasing in popularity even in internal Army use.

During the late 1950s and early 1960s, The Salvation Army in Australia was concerned about the need for funds to meet the ever-increasing demand on its social services. The Army's Social Trust Fund was

struggling amid the increased demand coupled with greater charity competition. Programs were suffering and many buildings were in a bad state of repair.

The Red Shield Appeal was developed in response to these issues. It was based on an effective model being used by The Salvation Army in Canada since the late 1940s. Two Australians, Majors Don Campbell and Charles Cross were sent to investigate the Canadian system during 1963 and returned with a positive report. Their task was to convince leadership to implement what would be a revolutionary fundraising approach for The Salvation Army in Australia. Up until this time in Australia, local centres and corps of The Salvation Army were individually responsible to conduct a public door knock each year to raise income. This would sometimes take the small groups of committed Salvationists up to three months of constant collecting!



The Canadian model involved enlisting community volunteers to help The Salvation Army approach every household in the nation on just one day. Foundational to this approach was the use of citizen's advisory boards whereby The Salvation Army would draw upon the advice and influence of well-connected business and community leaders to support the appeal. It was known as the 'Red Shield Appeal' in reference to the Red Shield emblem used by The Salvation Army around the world.

In Scripture we find that the early church shared all they had with each other so no one went without a meal or a bed or a friend to talk to when they needed one the most. We also can help provide these things to others as a way of demonstrating our love for God and our love for others.

There are many other passages about people who loved God sharing what they owned with others who were in need—orphans, widows, refugees, homeless, the sick and dying. The Salvation Army engages in all of our social services out of a desire to love others as Jesus taught (Mark 12:31a – '...the second most important commandment says: Love others as much as you love yourself').

What you will need:

For 'Connecting In'

- The scavenger hunt pictures found in Appendix A; cut out the pictures and place them around the room
- Blu-tack or sticky tape

For 'The Main Thing'

- The photographs from Appendix B
- Bibles (CEV used in text)
- Large paper/whiteboard
- Pens/pencils/textas

For 'Tying In'

- Large paper/whiteboard
- Pens/pencils/textas
- Stories and photographs from Appendix C

For 'Home & Beyond'

- Print off the 'Home & Beyond' cards for each child.



Connecting In

'The Salvation Army is very well known around the world, and one of its symbols—the Red Shield—is very easily identified. Today we are going to learn some more about this symbol of help and hope for millions of people. We use the Red Shield to promote the services we provide to people who are in need.

'But what is the Red Shield all about? We're going to have a scavenger hunt to find out some of the things that have been identified with the Red Shield in the past and the present.'



Appendix A:

Cut out the pictures in Appendix A and place them around the room (do not let the children read the questions before the class starts as they may work it out and spoil the game for others). Give the children the first clue on a piece of paper and they have to match the question to the picture. When they go to the next picture they will read another question that leads them to another picture and so on until all the questions have been answered.

- Did you notice anything that was similar in all of the photos?
- Do you know anyone who does this sort of service/ministry?
- Do you think you could do this type of service/ministry one day?

Linking in:

'We're going to look at the history of the Red Shield and the Red Shield Appeal and why we feel it is necessary for us as Salvationists to continue this work today. We'll be thinking of ways we can personally be involved in the Red Shield Appeal this year.'

The Main Thing

The Red Shield History...

For this section you will need to print out the images in Appendix B. Each child will need a sheet of paper and some textas, pencils or crayons. You can also have the children work in pairs if you think that some of your children might struggle with this activity. You will also need to make available an image of the Red Shield for the children to reference.

Ask the children to draw a Red Shield in the middle of their page. As you share with them some of the history of the Red Shield, they might like to add notes of the dates, key words that stand out to them or pictures that reflect the information shared.

1880s – Metal shields were worn as badges by Salvationists in the early 1880s. Every soldier in The Salvation Army was encouraged to wear a uniform 'even if it be but the wearing of a shield' (said William Booth in 1886) so that they could be identified as Salvationists.

1915 – Colonel Walter Peacock, a well-respected Canadian Salvation Army officer, designed and introduced the 'Red Shield' into the Canadian-held trenches in France in 1915. It was adopted worldwide soon after.

1940 – During WW2, Canadian Salvationists used the Red Shield on the vans they used for providing food and drink. Australians adopted the Red Shield for the 'Hop In' shelters in places such as Tobruk in Libya, Vietnam and the Kokoda Trail in Papua New Guinea.

1960 - Majors Campbell and Cross promoted the Red Shield Appeal and started using the Red Shield for social services within Australia. The Red Shield Appeal happens every year and the money raised goes towards our social work. Some services that receive Red Shield funding include:

- Alcohol and drug rehabilitation services
- Anger management programs
- Asylum seeker support programs
- Child and adolescent services
- Counseling services
- Disability services
- Disaster relief (fires, tsunamis, earthquakes, famine, etc.)
- Employment, education and training programs
- Family violence services
- Health information exchange
- Recreation programs
- Survivors of suicide support groups

Show the pictures from Appendix B and invite the children to place these pictures, as well as their own shields, in a display on the wall.



What does the Bible tell us about helping others...

For this section you might like to divide into small groups; each group will need a sheet of butchers paper, textas and some Bibles.

'Salvation Army history shows that we care about helping people who are in need. However, it's hard and expensive work, so why do we bother? In Scripture we find that the early church shared all they had with each other so no one went without a meal or a bed or a friend to talk to when they needed one the most. We can also help provide these things to others as a way of demonstrating our love for God and our love for others.'

Read together Luke 4:18–19

The Spirit of the Lord is on me, because he has anointed me to proclaim good news to the poor. He has sent me to proclaim freedom for the prisoners and recovery of sight for the blind, to set the oppressed free, to proclaim the year of the Lord's favour.

Read together James 2:14–17

What good is it, my brothers and sisters, if someone claims to have faith but has no deeds? Can such faith save them? Suppose a brother or a sister is without clothes and daily food. If one of you says to them, 'Go in peace; keep warm and well fed,' but does nothing about their physical needs, what good is it? In the same way, faith by itself, if it is not accompanied by action, is dead.

Read together Acts 4:32–35.

The group of followers all felt the same way about everything. None of them claimed that their possessions were their own, and they shared everything they had with each other. In a powerful way the apostles told everyone that the Lord Jesus was now alive. God greatly blessed his followers, and no one went in need of anything. Everyone who owned land or houses would sell them and bring the money to the apostles. Then they would give the money to anyone who needed it.

On the paper provided, write, draw and discuss what the disciples did together from the passage in Acts.

- They felt the same way about everything
- They shared everything they had with each other
- Told everyone that Jesus was alive
- No one was in need of anything
- Sold possessions and gave the money to those who needed it

There are many other passages about people who loved God sharing what they owned with those who were in need, orphans, widows, refugees, homeless, the sick and dying. Explain to the children that God wants us where we are able to help those who are struggling with enough food, clothing, housing or money. The Salvation Army engages in all of our social services out of a desire to love others as Jesus taught (Mark 12:31a – '...the second most important commandment says: Love others as much as you love yourself').

Tying In

'There are lots of ways that people can help others in their communities, those who are alone, sick, homeless, lonely, sad or struggling with a variety of things.

- I wonder why you think The Salvation Army spends so much money on these types of services and programs to help people.
- I wonder if you know of any of these services or programs operating within our corps or division. *(It would be important as the leader to be aware of those that are around your area that you can chat to the children about.)*
- Do you know anyone who works or volunteers in a social service/ministry? Why do you think they are involved in this type of work?
- I wonder if you think there is anything that we might be able to do as a faith community.'



Brainstorm together with the children some ways that you might be able to be involved in some service to the community. (Below are some examples to get you started but I am sure you can come up with some other ideas.)

- Visit a nursing home/retirement village and put on a show.
- Organise to mow lawns for a certain street; advertise and have people book in when you're in that area.
- Go to your local park and clean up all the rubbish and weed the gardens (with council permission).
- Hold a cake stall one Sunday after church and all the proceeds will go to the local family counseling centre in your town.
- Fundraise to help send children from your school to a church or school camp they would not be able to afford otherwise.



Real life stories...

You might like to share some stories of young people who have been involved in the Red Shield Appeal in the past (*names changed for privacy reasons).

*Harvey is a 22-year-old man who is a soldier of The Salvation Army and currently travelling overseas and experiencing mission in other countries. But he wasn't always a disciple of Jesus, serving God. Several years ago another soldier of a local corps was going door to door collecting for the Red Shield Appeal. One house she knocked at had a grandmother and two very young children living there. The children were living with the grandmother because their father was in jail and their mother was not around. The soldier invited the children to come to the local corps' Sunday school. The grandmother did take her grandchildren to the local Sunday school and the young boy, Harvey, soon gave his life to Jesus. He then became a Junior Soldier, he learnt how to play a brass instrument and joined the band, and he also participated in the annual door knock for the Red Shield Appeal. He grew up worshipping and serving God in this corps and was enrolled as a Senior Soldier. When he finished high school he moved to the city to work at one of The Salvation Army's outreach centres for young people. He is now travelling the world, sharing the message of Jesus with others and thanking God for that invitation during a Red Shield Appeal all those years ago.

*Elise is a typical 11-year-old girl in Australia. She lives at home with her mum and dad, one brother and one sister. She goes to school and also attends the local Salvation Army corps. She is a Junior Soldier at the corps and is involved in the dance group and musical team there. Elise loves to tell people that she loves Jesus and wanted to help other people who are in need, but she felt that being so young she couldn't do anything. She spoke to her corps officers and asked if there was something she could do at the annual Red Shield Appeal that would be helping other children her age. The officer organised for her to help at one of the donation spots at a local hardware store on the

weekend. Saturday came and she arrived and met the adult she would be working with and spent the whole day talking to people and thanking them for their donations. But she spent more time talking to other children who had come with their parents to shop there. At the end of the day she had helped raise a lot of money but had also invited almost twenty other children to come to her dance group and Sunday school at the corps. She enjoyed herself so much she organised to come back on the Sunday with her younger siblings and do it again!

- I wonder how we might be able to be involved in the Red Shield Appeal.
- Why not plan to be involved in the Red shield Appeal?
- Here are a few ideas you could get your group to discuss and plan for...

- Talk to their school at assembly and recruit some volunteers to go door-knocking as a family group.
- Promote 'Wear red for Red Shield' day at their school and make posters. Each child has to bring a donation if they wear red clothing/articles instead of their school uniform that day.
- Organise with teachers from your school to have a large Red Shield drawn somewhere on the ground in chalk and ask all the children to bring a coin donation and place in the shield during the lunch break.
- Have groups of children man a donation spot at a supermarket, hardware store or shopping centre (with adult supervision).

Prayer...

- Ask the children to go around the group and pray for people who may be receiving help from one of The Salvation Army's facilities/services/ministries: aged care, crisis accommodation, rehabilitation centers, refugee services, counseling services, employment services or family support services.
- Pray and ask God to show us ways that we can be involved to both raise funds to help others and to also be directly involved in showing God's love to those who are in physical need.
- Thank God for the millions of people who donate to The Salvation Army so we can continue the practical and spiritual care for our communities.

Home & Beyond

Print off the 'Home and Beyond' cards attached. The children might like to keep these in their journals or notebook where they could write or stick the challenges, reflect, answer questions or complete activities each week.

The Red Shield Appeal...

- Hold a planning meeting with your parents/Big Buds to organise a group of children from your corps to participate in the next annual Red Shield Appeal.
- Think of ways that you might be able to involve your school or sporting club in the appeal as well.
- Pray for the millions of people who receive help from the money raised each year in the Red Shield Appeal.



Appendix A



Clue: In times of peace or times of war, we're there to feed the men some more.



Clue: I look after kids who like to play, they learn sports and skills and stay all day.



Clue: I drive around and pick up gear, then give it to others to share some cheer.

Clue: In cyclone, fire, flood or storm we're always there to restore the norm.





Clue: When you're feeling old and weary, we'll give you a place that's nice, not dreary.



Appendix B



Original badges found in the Victorian gold fields of Australia. The one on the right still has traces of red paint.



Canadian Red Shield Defence Services van feeding troops in Korea 1951.




Australians 'Hop In' sites in PNG, Libya and Vietnam.

Home & Beyond

The Red Shield Appeal...

- Hold a planning meeting with your parents/Big Buds to organise a group of children from your school or
- the next annual Red Shield Appeal.
- Think of ways that you might be able to involve your school or sporting club in the appeal as well.
- Pray for the millions of people who receive help from the money raised each year in the Red Shield Appeal.



The logo for Junior Soldiers is located in the bottom right corner. It features a circular emblem with a red star in the center, surrounded by the words 'THE LONDON ARMY' and 'JUNIOR SOLDIERS'. Below the emblem, the words 'Junior Soldiers' are written in a large, stylized, red font with a white outline.

Home & Beyond

The Red Shield Appeal...

- Hold a planning meeting with your parents/Big Buds to organise a group of children from your corps to participate in the next annual Red Shield Appeal.
- Think of ways that you might be able to involve your school or sporting club in the appeal as well.
- Pray for the millions of people who receive help from the money raised each year in the Red Shield Appeal.

Junior Soldiers


THE LANCASHIRE COUNTY COUNCIL
THE LANCASHIRE COUNTY COUNCIL
THE LANCASHIRE COUNTY COUNCIL

[illegible]

Home & Beyond

The Red Shield Appeal...

- Hold a planning meeting with your parents/Big Buds to organise a group of children from your corps to participate in the next annual Red Shield Appeal.
- Think of ways that you might be able to involve your school or sporting club in the appeal as well.
- Pray for the millions of people who receive help from the money raised each year in the Red Shield Appeal.

 **Junior Soldiers**