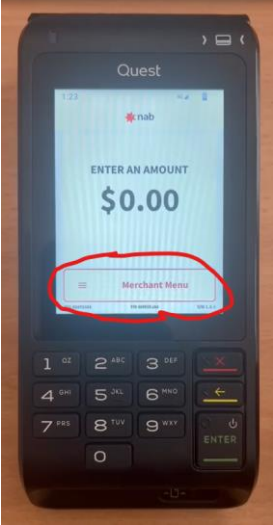
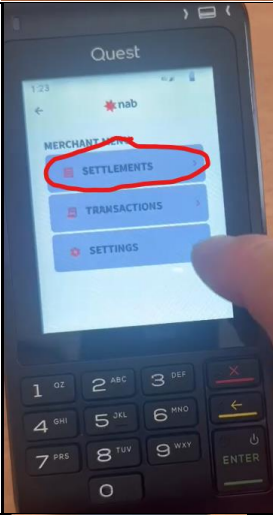
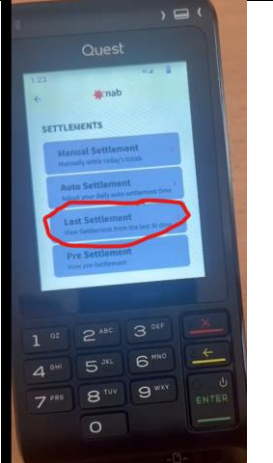
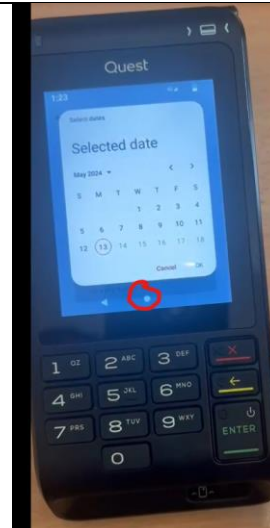


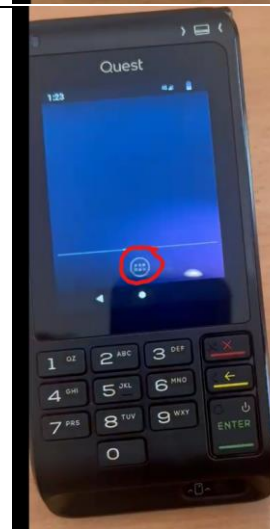
How to edit screensaver settings to save battery life – QT850 Eftpos Machine

<p>Turn machine on</p> <p>From main screen, tap “Merchant Menu”</p>	
<p>Tap on “settlements”</p>	
<p>Tap on “last settlement”</p>	

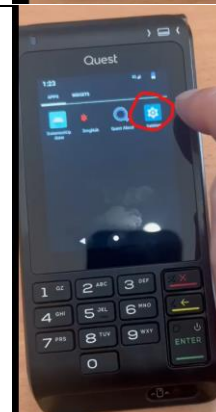
Tap the circle symbol (bottom of the screen)



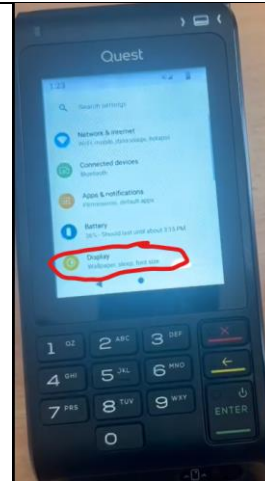
Tap the circle symbol with 6 dots symbol (bottom of the screen)



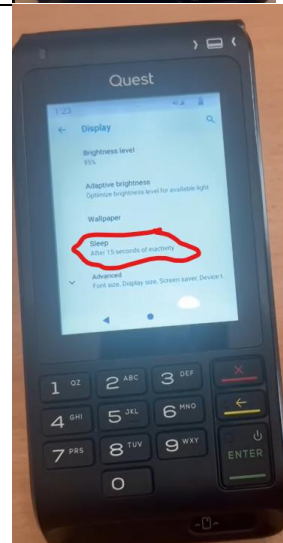
Tap on "Settings"



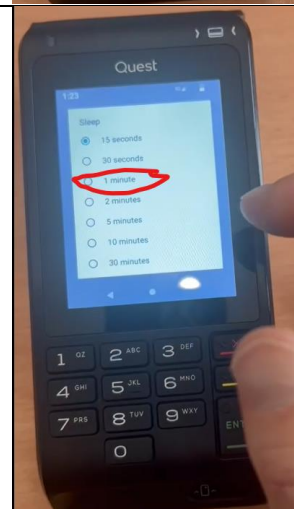
Tap on "Display"



Tap on "Sleep"



Tap on "1 minute"



To get back to main donation screen:

- Tap left arrow (bottom of screen)
- Tap left arrow (bottom of screen) - again
- Tap on the NAB logo icon
- Tap on "cancel"
- Press the yellow left arrow button on your pinpad
- Press the yellow left arrow button on your pinpad (again)