

the way

Jesus-centred Spirit-led Hope revealed



Kids

THE WAY



Kids

11 week Kid's Ministry lessons

We have adapted **11 child-friendly lessons** from our Junior Soldiers material to align with the **five Key Principles** outlined in The Way. Each principle is explored through engaging, age-appropriate teaching themes:

- **Discipleship** – Who Is God? · You're the One God Needs
- **Mission** – Standing Up for Others · One Body, Many Parts
- **Evangelism** – Letting Your Light Shine · Creating Faith Pathways
- **Prayer** – Talking to God · Listening to God · Creative Prayer Stations
- **Spiritual Warfare** – Armour of God · Super-Human Power

Lesson Structure

Each lesson is designed to support leaders and actively engage children, and includes:

LEADER READY YOUR HEARTS & HAND

A reflection page to help leaders prepare spiritually and practically before teaching

CONNECT

A 5-minute activity that introduces the main teaching point in a fun and creative way - often includes two activity options

EXPLORE

Approximately 10 -15 minutes of teaching time where children engage deeply with the Bible story or theme

RECAP & REFLECT

An intentional space to bring together everything from CONNECT and EXPLORE, helping children reflect, respond, and apply what they've learned.

LIVE IT OUT DISCIPLESHIP FOR SALVO KIDS



Kids

Who is God?

based on unit 12 lesson 10

LEADERS READY YOUR HEARTS AND HANDS

Before teaching this lesson, take time to reflect, prepare, and pray. You're not just delivering content, you're helping to shape young disciples for a lifetime of faith.

1. Pray first

- Begin by grounding yourself spiritually before anything else
- Pray for each child by name, if possible, asking God to open their hearts and minds
- Ask God to help you communicate big truths in simple, meaningful ways and invite the Holy Spirit to lead your words, interactions, and moments of discussion

Prayer prompt:

God, help these children to see who you really are - powerful, loving, and always with them. Use me to reflect your heart clearly today. Amen.

2. Know the purpose

This lesson is about helping children explore and understand who God is, His character and what that means for their lives.

- Children will encounter both:
 - God's divine qualities (all-knowing, all-powerful, everywhere, eternal)
 - God's relational qualities (loving, faithful, patient, holy)

- Key understanding:
 - God is bigger than we can imagine, yet close and personal
 - Some of God's qualities are uniquely His, while others are qualities we can grow in

3. Know the children

Reflect on the following:

- Which child may need encouragement to participate?
- Who prefers hands-on activities over discussion?
- Who is ready to share deeper thoughts or ask big questions?

Ask:

"How can I help each child feel seen, included, and capable of knowing God?"

4. Explore Your Own Gifts

Before leading children to understand God's character, reflect on your own journey. Which characteristics of God have you experienced most personally? How have you seen God at work in your life recently? Be ready to share a simple, real example if you feel comfortable.



Lesson: Who is God?

Focus: Understanding God's character and how we can reflect it in our lives

Key verses: Psalm 95:3–5

Time: 45 minutes

Connect

Option A. Blank Canvas (10 minutes)

Supplies needed:

- Large cardboard poster or canvas
- Markers

Instructions:

Lay out a large sheet of card or canvas and ask children to draw or write what they think God is like.

Leader Prompts:

Ask:

- "What made you draw/write that?"
- "How do you know that about God?"

Leader: God is amazing and bigger than anything we can imagine—but he also shows us who he is in ways we can understand.



Option B. Mystery Box: Who am I? (10 minutes)

Supplies needed:

- A closed box or bag
- A few mystery items to put inside, for example a rock, soft toy, heart shape, or a small globe

Instructions:

- Invite children to take turns putting their hand inside the box -without looking.
- Each child feels the object and describes it to the group, without naming it
- The group guesses what it is

Leader prompts and suggested answers:

Leader: That was fun, but also a bit tricky! You had to figure out what something was like without seeing the whole picture.

Ask: "Was it easy or hard to guess what was in the box? Why?"

Hard because we couldn't see everything.

Ask: "Did you ever feel unsure?"

Yes, I wasn't very sure what it was.

Leader: Sometimes understanding who God is can feel like that. We don't always see the full picture, but God gives us clues about who he is through the Bible, through Jesus, and through what He does in our lives. Today, we're going to explore more of those clues to discover what God is really like.



Explore

LEARNING STYLES: KINAESTHETIC, LOGICAL, INTERPERSONAL.

Exploring who God is (25 minutes, 5–6 minutes per station)

Supplies needed:

- Printed A4 poster for each station
- **Station 1:** Rice in a container, a scoop, enough cups or small containers for each child
- **Station 2:** Pictures of cyclone damage, a picture of Jesus calming the storm, paper and rocks
- **Station 3:** Ping pong balls, straws and either a globe or a map of the world
- **Station 4:** Hula hoops, pens and paper
- **Station 5:** Tape measures, heart shaped pieces of paper and markers

Leader:

Today we're going to work our way through five stations that'll help us to think about and explore the characteristics of God.

Do any of you know what a characteristic is? (Allow the children some time to respond and make suggestions).

It is a feature or quality belonging to a person, place, or thing and helps to identify something. Give the children an example of some of their characteristics that might identify them, like brown hair, freckles, tall, small nose.

God has many amazing characteristics and today we're going to have fun exploring what some of them are.

Station 1 – God is omniscient – He knows all things

Put out the large container of rice and provide each child with a cup or container. Using the scoop, take some rice out of the container and pour it into cups for the children. While you are doing this, see if they can count how many

grains of rice are being poured into their cup. After a couple of minutes of them counting they will realise that they will not be able to do this task and will most likely let you know this!

Leader: It would be impossible for us to do this task but God is amazing and knows how many grains of rice there are in each cup. Even if you took some out of the cup in a dark room, he would know how many grains you took out. God knows all things; he is omniscient, he even knows how many hairs are on your head.

Station 2 – God is omnipotent – He has the power to do all things

Show the photos of the damage that be caused by a storm. Show the picture of Jesus calming the storm and recap the story if needed. Jesus showed an enormous amount of power to be able to stop the storm.

Leader:

- Do you think the storm may have been this powerful? (show storm photo)
- I wonder if you think God is powerful enough to stop a storm like this.
- Are we all-powerful?

Give each child a piece of paper and some small rocks that will fit into the palms of their hands.

Place a piece of paper in your hand and crumble it up.

"How easy was that? Now try and crumble the rock. Not so easy now is it?"

Our power is limited, but God's power is unlimited.

Station 3 – God is omnipresent – He is everywhere (present everywhere at the same time)

Leader:

On the world globe/map I wonder if you can find the following countries: China, America, France, Russia, New Zealand and Australia.

- Did you know that God is with people everywhere in the world at the same time?
- I wonder if you find that amazing
- I wonder if we can see God everywhere with our eyes

Ask the children to gently blow a ping pong ball across the table. While they are blowing, ask them if they can see their breath.

Leader:

Even though you can't see your breath, you know it is there because the force of your breath is moving the ball across the table. This can remind us about how God is present and working even though we cannot see him. He's in action all over the world at the same time. He's with you while you are at school and at the same time he can be helping a sick child in hospital on the other side of the world while also helping an adult in a different country who's having a problem at work. God is everywhere at the same time, he is omnipresent, this is a big word that means everywhere.

Station 4 – God is eternal – There is no beginning and end with God

Encourage the children to play with the hula hoop by rolling it on the floor or swirling it around your waist.

Leader:

Take the hula hoop and see if you can find the beginning of the hoop and the end of the hoop.

Since it's a circle, it doesn't have one. It is an eternal hoop with no beginning or end. This can be helpful as we think about God as never ending—the beginning and the end—that he goes on and on forever.

The hula hoop just keeps on going around and around, there is no beginning and no end in a circle. God is eternal (no beginning and no end) and keeps on going and going and going.

Provide the children with some paper and textas at this station. Encourage them to draw a circle on a piece of paper and inside write the following words: 'God is eternal; he is the beginning and the end.' (You may like to have one already done as an example on the table.)

Station 5 – God is loving

Ask the children to take the tape measure and use it to measure the room you are in. Measure how wide and how long the room is. I wonder if you can measure how tall the room is. It's pretty big and not so easy to measure out exactly.

Leader:

Well, God's love cannot be measured. We can't measure God's love with a measuring tape. God's love is so big that it is wider than the world, deeper than the sea, longer than the longest road and higher than the sky.

All the other characteristics of God that we have explored so far are features that we do not share with him. We have a beginning and an end, we cannot be everywhere, we are not all powerful, we do not know everything like God does. However, there are characteristics of God that we can share. God is loving.

- Can we be loving?
- I wonder how might God's love differ from ours?
- Take a heart shape from the table and write inside the heart one loving act that you could do for someone in your family this week

Recap + Reflect

Notes + Follow up

What + WOW!

Ask the group what stood out to them today or something that made them think WOW!

Recap:

Who is God?

- God is powerful, present, and knows everything—but He is also loving and close to us
- Reflect on one new thing you learned about God today?

What is God like?

- God's character shows us who He is—loving, faithful, patient, and holy.
- Reflect: Which of these qualities do you see most in your life right now?

How can we live this out?

- Some of God's qualities are ones we can practice every day
- Reflect on one way that you can be more like God this week, for example by showing love, being patient or helping someone



Close in prayer:

"Thank you for showing us who you are. Thank you that You are powerful, loving, and always with us.

Help us to remember that you know us, you care about us, and you never leave us. Amen."

FAITH IN ACTION

Some of God's characteristics are unique to him and not shared with us. We have a beginning and an end, we cannot be everywhere, we are not all powerful, we do not know everything like God does. However, there are characteristics of God that we can share. Let's see if you can use them this week.



At church:



Talk to your Big Bud or a church/ corps leader
Ask: Do you find it hard to love everyone like God does?
Or Join in! Write a note of encouragment to somone at church who shows God's love to people they meet.

LIVE IT OUT!

At home:
You may want to write a note for a member of your family telling them how much you love them and then leave it on the kitchen bench or their bedroom for them to find.

Get creative:

- Divide a paper plate into 4 sections (like a pizza)
- In each section, write or draw one thing about God:
- God is loving
- God is powerful
- God is always with me
- God knows everything



God is omniscient

**‘Omni’ means all and ‘scient’ means knowing.
Omniscient means all-knowing; God knows
everything.**

*‘Five sparrows are sold for just two pennies,
but God doesn’t forget a one of them.
Even the hairs on
your head are counted. So don’t be afraid!
You are worth much more than many sparrows.’
Luke 12:6–7 (CEV)*

**Google is the first stop for nearly everyone when they
have a question that needs an answer. BUT...**

**Can Google assure you that it knows the future
and that there’s no need to worry?**

**Can Google understand your heartache
or know just what to do to heal your broken heart?**

**Can Google give you wisdom and guide you to make
the best decision about your life?**





God is omnipotent

**‘Omni’ means all and ‘potent’ means powerful.
Omnipotent means all-powerful.**

*O Lord God! See, You have made the heavens
and the Earth by your great power and
by your long arm! Nothing is too hard for you!*
Jeremiah 32:17 (NLV)

*Our Lord is great and powerful!
He understands everything.*
Psalms 147:5 (CEV)

**God’s power is unlimited. He can do whatever he
pleases. However, he will never do anything
outside of his character. Because God is
all-powerful, we can trust him to help us.
We can know that he will always have the
ability to do what he has promised to do**



God is omnipresent

**‘Omni’ means all and ‘present’ means in a place.
Omnipresent means being in all places.**

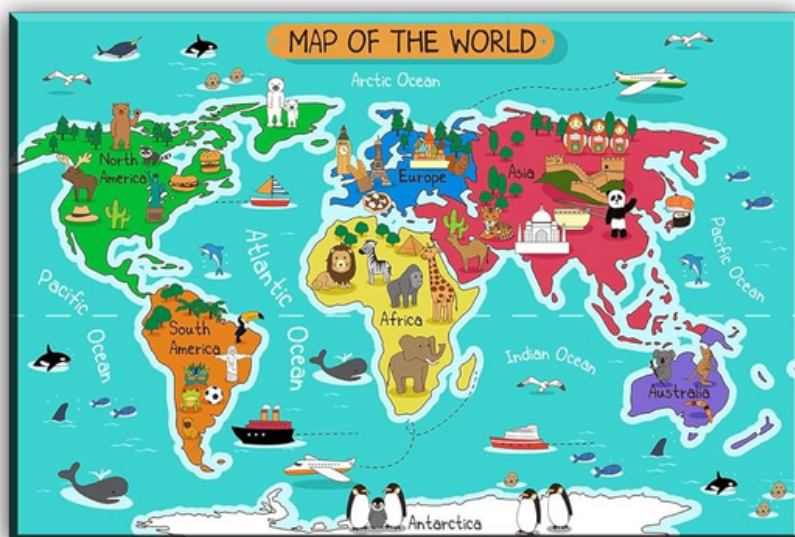
*I am everywhere—both near and far,
in heaven and on Earth. There are no
secret places where you can hide from me.*

Jeremiah 23:23-24 (CEV)

*Here is what I am commanding you to do.
Be strong and brave. Do not be terrified.
Do not lose hope. I am the Lord your God.*

*I will be with you everywhere you go
Joshua 1:9 (NRIV)*

***Because God is everywhere,
I know that I am never alone.***





God is eternal

**‘Eternal’ means lasting or existing forever;
without end.**

*Jesus Christ never changes!
He is the same yesterday, today, and forever.
Hebrews 3:18 (CEV)*

*I am the Alpha and the Omega.
I am the First and the Last. I am the
Beginning and the End.
Revelation 22:13 (NRIV)*

**Every time you see something round,
be reminded that God is
ETERNAL—there is no end
and no beginning**





God is loving

‘Loving’ means feeling or showing love or great care.

*I pray that you will be able to understand
how wide and how long and how
high and how deep his love is
Ephesians 3:18 (NLV)*

*I am sure that nothing can separate
us from God’s love—not life or death,
not angels or spirits, not the present
or the future, and not powers above
or powers below. Nothing in all
creation can separate us from God’s
love for us in Christ Jesus our Lord!
Romans 8:38-39 22:13 (CEV)*

**God’s love is perfect—his love is not
lessened by human weaknesses
and faults. When we experience
what God’s love really is, we
will know how powerfully
and how perfectly we are
loved. God’s love never fails!**

