

# the way

Jesus-centred Spirit-led Hope revealed



## Kids

# THE WAY



# Kids

## 11 week Kid's Ministry lessons

We have adapted **11 child-friendly lessons** from our Junior Soldiers material to align with the **five Key Principles** outlined in The Way. Each principle is explored through engaging, age-appropriate teaching themes:

- **Discipleship** – Who Is God? · You're the One God Needs
- **Mission** – Standing Up for Others · One Body, Many Parts
- **Evangelism** – Letting Your Light Shine · Creating Faith Pathways
- **Prayer** – Talking to God · Listening to God · Creative Prayer Stations
- **Spiritual Warfare** – Armour of God · Super-Human Power

### Lesson Structure

Each lesson is designed to support leaders and actively engage children, and includes:

#### **LEADER READY YOUR HEARTS & HAND**

A reflection page to help leaders prepare spiritually and practically before teaching

#### **CONNECT**

A 5-minute activity that introduces the main teaching point in a fun and creative way - often includes two activity options

#### **EXPLORE**

Approximately 10 -15 minutes of teaching time where children engage deeply with the Bible story or theme

#### **RECAP & REFLECT**

An intentional space to bring together everything from CONNECT and EXPLORE, helping children reflect, respond, and apply what they've learned.

# LIVE IT OUT EVANGELISM FOR SALVO KIDS



# Kids

## Creating Faith Pathways

based on unit 14 lesson 3

### LEADERS READY YOUR HEART AND HANDS

Before teaching this lesson, take time to reflect, prepare, and pray. You're not just delivering content, you're helping to shape young disciples for a lifetime of faith.

#### 1. Pray first

- Ask the Holy Spirit to speak to you and through you
- Pray specifically for each child in your group, by name if possible
- Invite God to open their hearts to receive his truth and recognise the Holy Spirit's presence in their lives

Prayer prompt:

"Holy Spirit, guide me as I lead these children. Give me clarity, compassion, and wisdom. Help me to see each child's potential and speak life into it."

#### 2. Know the purpose

This lesson shows the children how we all progress along our faith pathway as we grow closer to Jesus and how they can help others on their faith pathway.

- Everyone grows in faith at their own pace
- God uses people to help grow our faith
- We can play a part in our friend's and families' faith journey

#### 3. Know the children

Reflect on the following:

- Which child might need extra encouragement?
- Who might be ready to step up and lead in prayer or discussion?
- Who needs to be gently drawn in to participate?

#### Ask:

"Holy Spirit, how can I affirm each child's gifts?"

#### 4. Explore Your Own story

Reflect on your own faith pathway. Consider the things that helped you and what hindered you. As you teach the kids keep these in mind. Share what might be age-appropriate but also remember that you are someone that God is using to help grow their faith. May you use the influence to positively impact each child.



# Lesson: Creating Faith Pathways (Unit 14 lesson 3)

**Focus:** Children will learn that everyone grows closer to Jesus in different ways, and that they can help others on their faith journey while trusting God to make faith grow.

**Key Verses:** 1 Corinthians 3:6

**Time:** 45 minutes

## Connect

**LEARNING STYLES:**

### Option A. Pathway Activity (5 minutes)

**Supplies needed:**

- Bible
- Chalk
- A surface that can be drawn on with chalk
- Various items for obstacles
- A stack of A4 paper

**Instructions:**

**Part 1:** Set up a start and end point. Ask the children to line up at the starting point. One at a time, they must reach the finish line in a unique way. For example, walking, hopping, running, crawling, etc. How many different ways can they think of getting from one point to another?

**Part 2:** Now make it harder by adding some obstacles along the path – include some challenges that are difficult to overcome and some that require teamwork.

**For example:**

- Draw chalk circles that are far away from each other requiring the children to jump between
- Create a section where the children cannot touch the ground and can only step on pieces of paper. Provide two sheets of A4 paper for each pair. One child stands onto the new sheet while the partner moves the previous sheet forward. They must continue working together, moving one sheet at a time to make progress.

**Debrief question and suggested answers:**

- What made it harder this time?
- How did you overcome the challenge?

Ask a volunteer to look up Colossians 1:9-10 and read the verses aloud.

**Leader:**

The last part of verse 10 says:

“All the while, you will grow as you learn to know God better and better.”

As Christians, we are moving along a pathway towards Jesus. We are growing in our closeness to him as well as our understanding of God, and our love for others.

There are many different ways that we can move along that pathway, what The Salvation Army calls our faith pathway. We’re going to explore faith pathways today.

## Explore

**LEARNING STYLES: INTERPERSONAL, VERBAL, VISUAL**

### Option A. Sharing my story (15 minutes)

**Set up:**

On a whiteboard or roll of butcher’s paper, draw a large pathway. As the stories are shared, write down key words on sticky notes (or straight onto the pathway). As each person finishes sharing, give them the sticky notes and invite them to identify key words and place them along the pathway.

**Supplies needed:**

- Whiteboard / whiteboard markers or butcher’s paper/ pens
- Different coloured sticky notes

**Start:**

Ask the children to share about their journey of faith.

- When did you first learn about Jesus?
- Who has helped you learn more?
- How did you first connect with a church?
- What is the most important thing you have learnt so far about God?
- What do you like best about being a friend and follower of Jesus?
- Do you have any ideas about where God might be leading you next?

Invite a leader, Big Bud or another adult to share about their faith pathway.

**Question:**

- Were all our stories the same?
- What are some of the differences on our faith pathway?

**Leader:**

There are many different ways we can learn about God and connected with Jesus. There are people who have helped us to learn and connect along our faith pathways, and each of us can help others to learn and connect. We can help create faith pathways.

**Explore:**

Put out another large sheet of paper and ask the children to brainstorm some ideas about how we can help others learn about God and connect with Jesus.

For example:

- Invite a friend to an activity at church, like Kids Club
- Pray with someone at lunch time
- Read a verse from the Bible with someone when they visit your home
- Do some random acts of kindness

Once you have a few ideas written down ask them what might stop them achieving them. (Feeling scared, not sure how to do it, afraid of how someone might respond).

Leaders acknowledge these concerns and think of ways you might be able to help each child's concern.

We can help others move along their faith pathway, just as others help us. It doesn't matter where we are up to on our journey, what matters is that we keep moving and growing.

## Recap + Reflect

**LEARNING STYLES:** VERBAL, INTRAPERSONAL, VISUAL

**What + WOW!**

Ask the group what stood out to them today or something that made them think WOW!

**Recap:**

- All of us have different journeys
- People influence our journeys
- We can be either a positive or negative influence on people's faith pathway through what we say and do

**Leader:**

When we think about the pathway game and what we put on our 'Sharing My Story' page we can see that sometimes we move slowly along our faith pathway. Other times, we make big leaps along it.

Some parts of our faith journey are easy, like when we have lots of friends supporting us. Some parts are challenging, for example, when we have doubts or questions.

The most important thing is that we keep on moving forward, knowing that whatever is happening, Jesus walks alongside us – even when we don't realise he is with us.

**Memory verse:**

1 Corinthians 3:6 CEV

"I planted the seeds, Apollos watered them, but God made them sprout and grow"

- Print out the Memory verse stones
- Add some double-sided tape to the back of each one to stop them from slipping and lay them out like steppingstones

Ask the children to take turns walking along the path, reading the verse aloud as they step on the words. After each turn, flip one stone over so that the words can no longer be seen. This verse helps us to better understand the faith pathway of people in the Corinthian church. First, Paul told them about Jesus. Then Apollos helped them to learn more, but it is always God who makes us grow.

### Final Question to Reflect:

#### Where am I

Hand each child a Where am I page. Explain that this is not for sharing but is a reflective activity to help them think about where they are on their journey. Make sure the kids have space to do this privately and explain that they don't need to share their answers.

#### Say:

On this path is a dot with a pathway leading to God. Imagine that the dot represents the start of your life and the arrow represents knowing God completely.

Ask the child to do the following:

- Put an X on the pathway to indicate where they might be right now on their faith pathway, assure them that there'll all be different and there is no right or wrong answer here
- Write the name of people who are helping them on their journey, it could be their mum/dad, grandma/grandpa, friend, kids church leader or Big Bud
- Write a name of someone they could help

#### Close in prayer:

"Jesus please help all my friends here today, they have stopped to think about where they are on their journey of knowing and growing closer to you. Help them to remember that every day they can make steps to grow closer to you and help those around them do the same. Amen."



# FAITH IN ACTION



Your child will grow in faith in their own time and in their own way. You can help by walking alongside them, listening to them, praying with them, and encouraging them as their faith grows.



## At church:



Encourage your child by being present with them, take note of what they enjoy or wonder about, affirm their questions and small steps of faith. Remind them that everyone grows in faith differently and that God is always at work in them.



## LIVE IT OUT!



## At home:


At home, encourage your child by making space for simple faith moments like talking, praying, or wondering together. Listen to their questions, celebrate small steps, and remind them that faith grows over time in different ways.

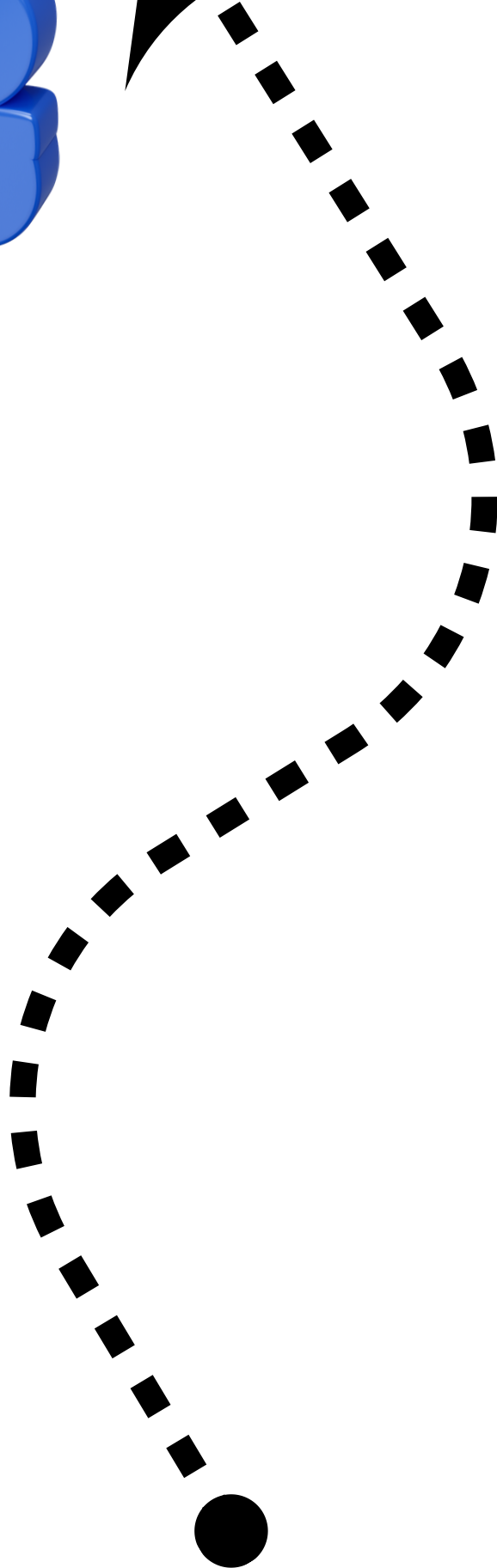



## Get creative:

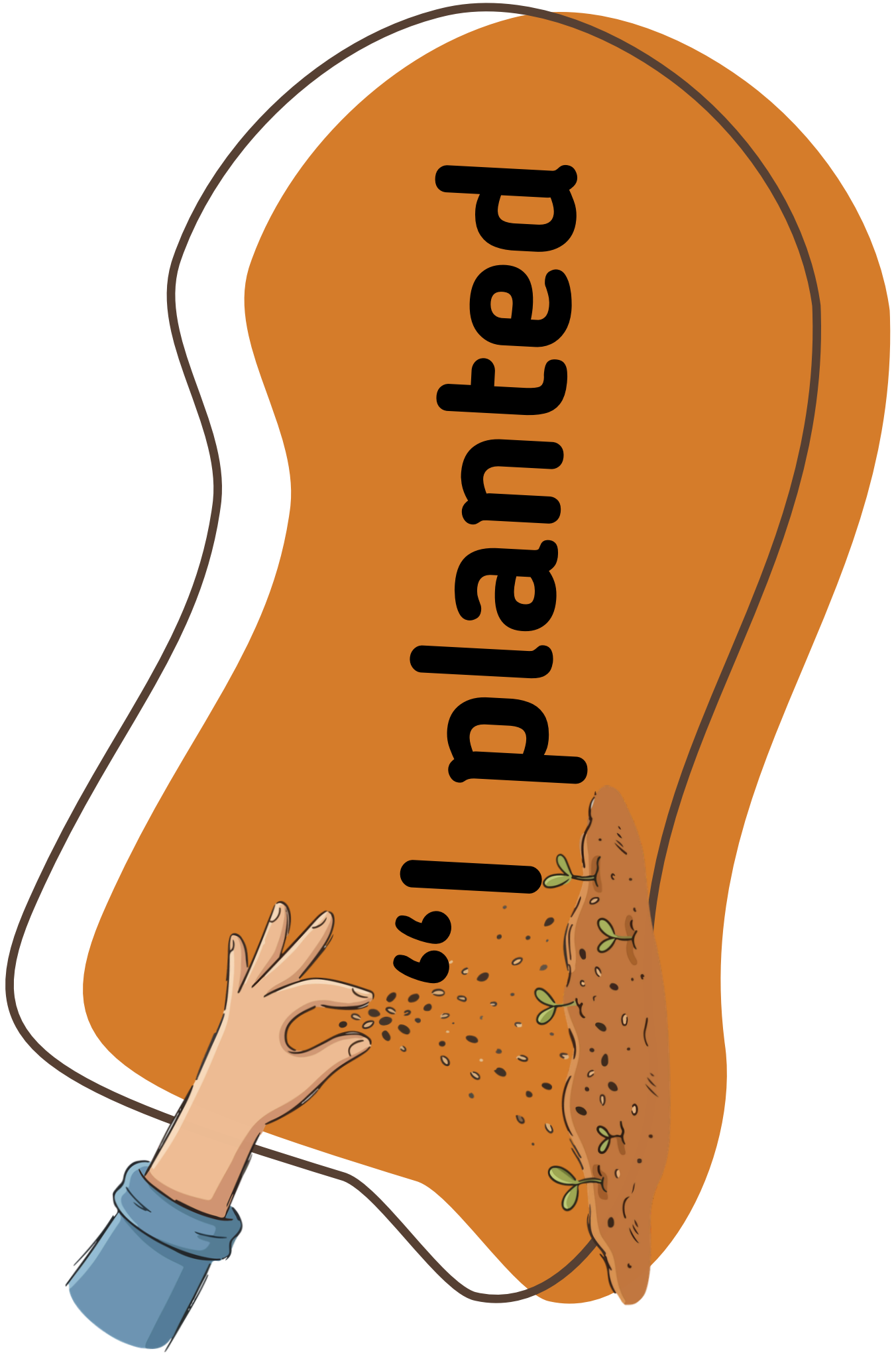
Plant a broad bean seed in a clear plastic cup using cotton wool and water. Place it in a warm, sunny spot and watch it grow.

Talk together about how faith, like the plant, grows over time and in different ways, with God helping it to grow.



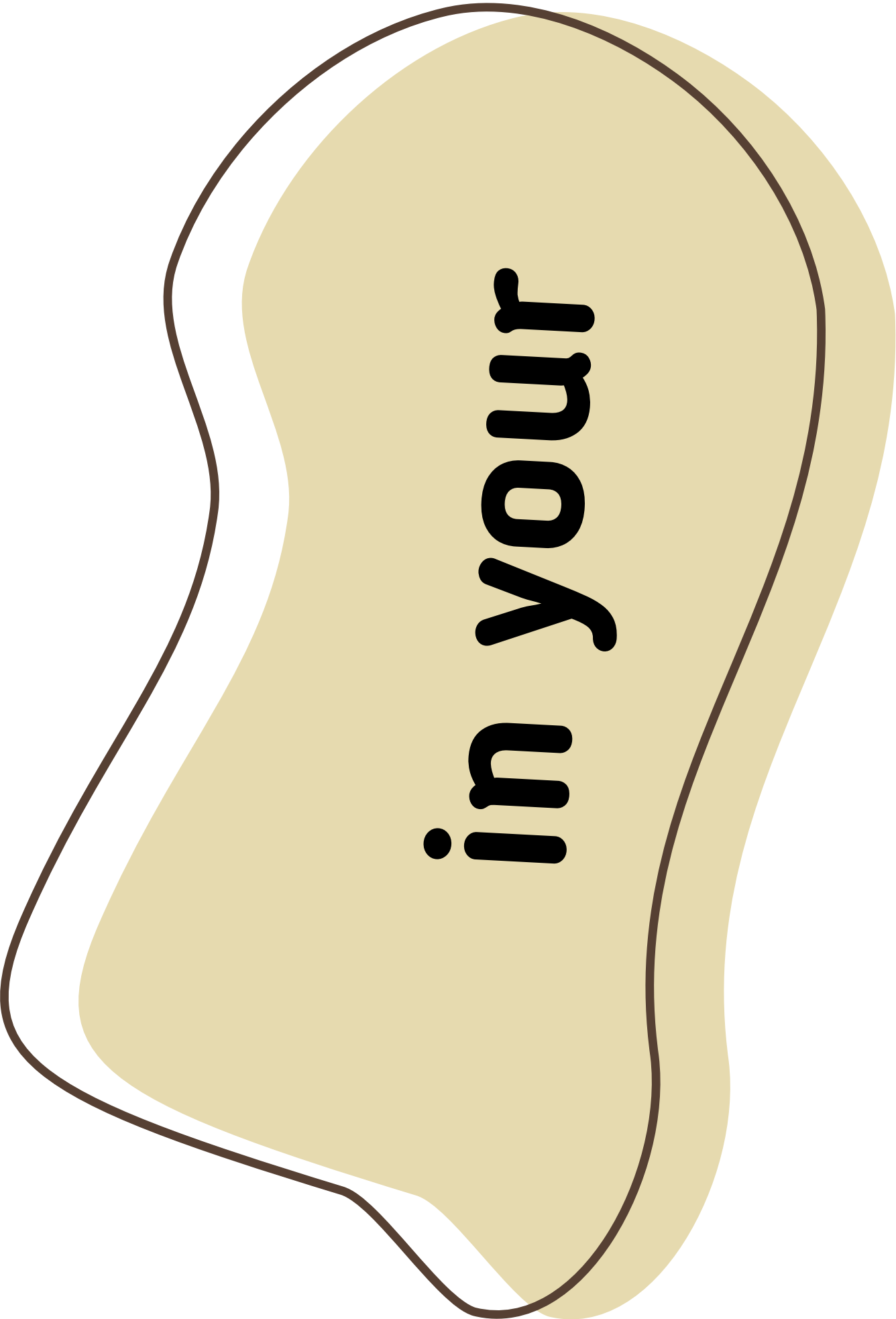


“I planted




the seed





**in your**

**Hearts**





**and Appollos**

**watered it**





**but it was**



**God who**

**made it  
grow”**



**1 Corinthians 3:6**