

# the way

Jesus-centred Spirit-led Hope revealed



## Kids

# THE WAY



# Kids

## 11 week Kid's Ministry lessons

We have adapted **11 child-friendly lessons** from our Junior Soldiers material to align with the **five Key Principles** outlined in The Way. Each principle is explored through engaging, age-appropriate teaching themes:

- **Discipleship** – Who Is God? · You're the One God Needs
- **Mission** – Standing Up for Others · One Body, Many Parts
- **Evangelism** – Letting Your Light Shine · Creating Faith Pathways
- **Prayer** – Talking to God · Listening to God · Creative Prayer Stations
- **Spiritual Warfare** – Armour of God · Super-Human Power

### Lesson Structure

Each lesson is designed to support leaders and actively engage children, and includes:

#### **LEADER READY YOUR HEARTS & HAND**

A reflection page to help leaders prepare spiritually and practically before teaching

#### **CONNECT**

A 5-minute activity that introduces the main teaching point in a fun and creative way - often includes two activity options

#### **EXPLORE**

Approximately 10 -15 minutes of teaching time where children engage deeply with the Bible story or theme

#### **RECAP & REFLECT**

An intentional space to bring together everything from CONNECT and EXPLORE, helping children reflect, respond, and apply what they've learned.

# LIVE IT OUT

## PRAYER

FOR SALVO KIDS



# Kids

## Talking to God

based on unit 3 lesson 7

### LEADERS READY YOUR HEART AND HANDS

Before teaching this lesson, take time to reflect, prepare, and pray. You're not just delivering content, you're helping to shape young disciples for a lifetime of faith.

#### 1. Pray first

- Ask the Holy Spirit to speak to you and through you
- Pray specifically for each child in your group—by name if possible
- Invite God to open their hearts to receive his truth and recognise the Holy Spirit's presence in their lives

Prayer prompt:

"Holy Spirit, guide me as I lead these children. Give me clarity, compassion, and wisdom. Help me to see each child's potential and speak life into it."

#### 2. Know the purpose

This lesson shows the children ways to explore prayer, focusing on the acronym P.R.A.Y. (Praise, Repent, Ask & Yield) and how we can chat with God about different focuses in our life.

- We can talk to God anywhere and any time
- Prayer is the oxygen to our Christian walk
- Prayer is more than just asking for what we need, it is about a relationship with God and it goes both ways

#### 3. Know the children

Reflect on the following:

- Which child might need extra encouragement?
- Who might be ready to step up and lead in prayer or discussion?
- Who needs to be gently drawn in to participate?

#### Ask:

"Holy Spirit, how can I affirm each child's gifts?"

#### 4. Explore your own story

Before you get ready to teach this lesson stop and do a check in.

How is your prayer life?

We can all get into bad habits and let important things slip, like prayer. As you prepare this lesson make today the day to reset and allow God to speak to you afresh.




# Lesson: Talking to God

**Focus:** This lesson shows the children ways to explore prayer through Prayer stations and the acronym P.R.A.Y

**Key verses:** Psalm 17: 6

**Time:** 45 minutes



## Connect

### Option A. Pictionary (5 minutes)

**Supplies needed:**

- A3 paper or whiteboard
- Markers/pens
- Pictionary cards (cut out)

**Instructions:**

- Divide the group into at least two teams.
- Children take turns being the drawer for their team
- Chosen drawers come to the front
- One drawer picks a card and shows it to the other drawer
- The first team to guess correctly wins
- Continue until time runs out or cards are finished

**Leader:**

Today in Pictionary we've been drawing things that have something in common. Can you guess what it is? (Communication) All these items help us pass messages to others. There are many ways to communicate, and today we'll be learning about prayer—talking with God.

### Option B. Tin Can Telephone (5 minutes)

**Supplies needed:**

- Pairs of clean cans with holes in the base and no sharp edges
- String (about 4 m per pair)

**Leader:**

Who gets in trouble for spending too much time talking to friends on the phone? Let's try a fun way to see how sound travels!

**Instructions:**

- Thread string through each can and knot securely
- Two children each take a can attached to the string and pull the string tight
- One child speaks into the can while the other listens
- Take turns sending messages

**Note:** If time poor, make cans before and only do listening activity.


**Question:** Today we used tin cans to communicate. What are some other ways we can send messages?

**Leader:** We're going to learn why chatting with God is so important in our lives.



# Communication Pictionary

Cut out the squares below



Pen or  
Pencil

Mobile  
Phone

Newspaper

Letter

Email

Map

GPS

Radio

Television

Computer

# Explore

**LEARNING STYLES:** VERBAL,  
INTRAPERSONAL, VISUAL

## Option A. Talking with God (10 minutes)

### Supplies needed:

[https://www.youtube.com/watch?v=ZrdIXOk\\_QdQ&t=96s](https://www.youtube.com/watch?v=ZrdIXOk_QdQ&t=96s) Jesus and Prayer



### Heads & Tails Game: (4 minutes)

Today we're going to look at prayer. Let's see what we think about these statements.

#### Instructions:

- Correct statement: Put your hands on your head
- Not sure: One hand on your head, one on your bottom
- Incorrect statement: Hands on your bottom

#### Statements:

- God is a magic genie and prayer is how we get what we want
- We can pray anywhere and anytime – even on the toilet!
- Prayer has to be done a certain way and must always start with “Dear God/Jesus” and end with “Amen”
- God can't hear everyone's prayers
- Prayer is only one-way; we don't get to hear from God

**Note:** Don't correct answers. Let kids share freely. We'll come back to these at the end.

#### Leader:

Great sharing, everyone. Let's watch a short video about prayer.

{Play video – 4:35}

Has anyone heard of prayer being broken into **P.R.A.Y. – Praise, Repent, Ask, Yield?** It's just a helpful way to remember that we can talk with God about anything.

**Praise** – thanking God for things in our lives (friends, family, home, pets).

**Repent** – we all do things God doesn't want us to do, like hurting others, disobeying, stealing, or cheating. These are called sin. When we mess up, it can feel heavy on our hearts. God wants us to talk to him about this, ask for forgiveness, and ask for help to change.

**Ask** – we can share our needs and worries with God. But God isn't a magic genie. Because He loves us, sometimes his answer is “no” or “wait.” Sometimes the “yes” comes later or looks different than we expected.

**Yield** – this is when we slow down and listen. If life is always noisy and busy, it's hard to notice what God might be saying to us.

#### Wrapping it up:

At the beginning, we played a game with statements about prayer. Take a moment to think about your answers. Would you change any now? If so, which one?

You can keep it to yourself or share it with the group.

In a minute, we're going to spend some creative time praying.

**Leaders:** You might use all four parts or just one or two. Use this time you have to chat with God.

# Recap + Reflect

## Prayer Station: (10 -15 minutes)

### Supplies needed:

- **Praise Station:** Bubble blowing (small tubes from K mart)/ print of A4 station information
- **Repent Station:** Bucket of water / tiny pebbles / print of A4 station information
- **Ask Station:** Jar with "For God" written on outside / post it notes / textas / print of A4 station information
- **Yield Station:** Large mirror with "I am listening" written with chalk pen / post it notes / print of A4 station information

### Instructions:

- The prayer stations need to be set up around your room
- Put on some reflective kid's worship music.
- Before the kids move around the room, place a leader or junior leader at each station. If you don't have enough leaders, explain each station before the kids move off

### Praise Station:

Place bubble tubes on a chair and stick the A4 page up.

Remind kids for every bubble they see to say a thank you to God about something in their life. This can be said out loud or in their head.

**Note:** This is best to have a leader at this station to make sure bubbles don't get spilled or miss used. They can also model what needs to be done whilst saying a prayer.

### Repent Station:

Place a bucket of water (don't need a lot of water in it) and a container of small pebbles near it.

Make sure the A4 sign is also visible.

Children can pick up a pebble for all the things that are weighing heavy on them, for the things they need to say sorry to God for. They can say a quick prayer and then drop the pebble into the bucket.

**Note:** Might like to put a towel under the bucket.

### Ask Station:

Place a large jar with "For God" sign on it, place Post It notes and textas on the table and A4 what to do sign near it. This is an opportunity for kids to write anything that they want to share with God about.

### Yield Station:

Bring in a large mirror with "I am listening" written with a chalk pen on it. Place near the mirror textas, post it notes, and the A4 instructions.

This station is for kids to stop and think about what God might be sharing with them and to write it on a post It note and stick it around the mirror.

### Wrapping up:

Bring the prayer station to a close (give kids a two-minute warning so they can finish what they are doing and transition well).

### Leader:

We have had a great time expressing different prayers to God, I wonder what your WHAT & WOW's might be today.

### What + WOW!

Ask the group what stood out to them today or something that made them think WOW!

### Close in prayer:


"Dear God, thank you that we can talk to you anytime. Help us to pause, be still, and listen for your voice. Please guide our thoughts, calm our hearts, and help us know you are close. Amen."

# Notes + Follow up




# FAITH IN ACTION

## TALKING TO GOD - PRAYER



Prayer is communicating with God. It's true we may not be able to call God on the telephone or send him a letter! But talking to him or sharing with him how we feel should be just as easy as chatting to your best friend on the phone or sending them a message. Prayer is seeking God and his direction for our lives

### At church:



Chat to your Big Bud or another trusted adult about what you are talking to God about. Ask them to pray with you if you feel comfortable





## LIVE IT OUT!



### At home:

Prayer Hand — Trace your hand on a piece of paper. On each finger draw or write something to talk to God about (family, friends, school, worries, thank-yous). Then you can pray using your “prayer hand”

### Get creative:



Prayer Jar — Find a spare jar and decorate it. Write or draw small prayer ideas on slips of paper (Praise, Repent, Ask, Yield). Each day pick one and talk to God about it.



# Praise Station

## Bubble Blowing Prayers


**Choose a bubble wand  
open it carefully and start  
blowing bubbles.**

**For every bubble you see  
thank God  
for something  
wonderful in your life**

---

**"I will praise you, LORD, with all my heart  
and tell about the wonders you have worked."**

Psalm 9:1




# Sorry

At times we do things wrong, say something that is hurtful.

Saying sorry for what we have done and having forgiveness takes away barriers we put up between us and God when we sin.

Pick up a pebble, as you hold it think about what you need to say sorry for.

When you are ready, drop the stone in the bucket of water and ask God for forgiveness and as you let go, say sorry to God.



# Letter to God

Do you have question  
you want to ask God.  
Write a note and place  
it in the Jar.

Dear Jesus,  
Thank you for seeing  
what I wrote,  
help me to  
listen for  
your answer.  
Amen



# Listening to God

**Listen to what  
God wants to  
say to you.**

**He might:**

- **Give you a picture in your mind**
- **give you a song or a word**
- **or a feeling in your body**

There are Post It notes and pens and paper. Draw or write what God is saying to you

