

the way

Jesus-centred Spirit-led Hope revealed



Kids

THE WAY



Kids

11 week Kid's Ministry lessons

We have adapted **11 child-friendly lessons** from our Junior Soldiers material to align with the **five Key Principles** outlined in The Way. Each principle is explored through engaging, age-appropriate teaching themes:

- **Discipleship** – Who Is God? · You're the One God Needs
- **Mission** – Standing Up for Others · One Body, Many Parts
- **Evangelism** – Letting Your Light Shine · Creating Faith Pathways
- **Prayer** – Talking to God · Listening to God · Creative Prayer Stations
- **Spiritual Warfare** – Armour of God · Super-Human Power

Lesson Structure

Each lesson is designed to support leaders and actively engage children, and includes:

LEADER READY YOUR HEARTS & HAND

A reflection page to help leaders prepare spiritually and practically before teaching

CONNECT

A 5-minute activity that introduces the main teaching point in a fun and creative way - often includes two activity options

EXPLORE

Approximately 10 -15 minutes of teaching time where children engage deeply with the Bible story or theme

RECAP & REFLECT

An intentional space to bring together everything from CONNECT and EXPLORE, helping children reflect, respond, and apply what they've learned.

LIVE IT OUT

MISSION

FOR SALVO KIDS



Kids

One body many parts

based on unit 10 lesson 8

LEADERS READY YOUR HEART AND HANDS

Before teaching this lesson, take time to reflect, prepare, and pray. You're not just delivering content, you're helping to shape young disciples for a lifetime of faith.

1. Pray first

- Ask the Holy Spirit to speak to you and through you.
- Pray specifically for each child in your group—by name if possible.
- Invite God to open their hearts to receive his truth and recognise the Holy Spirit's presence in their lives.

Prayer prompt:

"Holy Spirit, guide me as I lead these children. Give me clarity, compassion, and wisdom. Help me to see each child's potential and speak life into it."

2. Know the purpose

This lesson shows the children that being on mission for Jesus needs all of us. As a corps we are like a body that has lots a different roles but we are all needed.

- There is a place for everybody in God's Kingdom
- We all play different roles and bring different gifts
- All of us can serve to help each other in our corps and community

3. Know the Children

Reflect on the following:

- Which child might need extra encouragement?
- Who might be ready to step up and lead in prayer or discussion?
- Who needs to be gently drawn in to participate?

Ask:

"Holy Spirit, how can I affirm each child's gifts?"

4. Explore it for yourself

Being part of the body of Christ' does not equal 'having a job in your church'. Someone doesn't become part of the body of Christ when we lead children's church or become the cleaner or the bandmaster—we become part of the body of Christ as soon as we accept Christ and join his kingdom. We each have gifts - we can each be used by God - we each have a role in his Church that may or may not be formally recognised by denominational leaders.



Lesson: One body many parts

Focus: God values each of us—including children—and the part we play in making the ‘body of Christ’ (the Church) functional, active, useful and healthy. God needs our diversity to create something that has a unity of purpose and aim.

Key verses: 1 Corinthians 12:12-14

Time: 45 minutes

Connect

Option A. Picture this (5 minutes)

Supplies needed:

- Bible
- Print jigsaw person onto card and cut out pieces

Instructions:

- Give each child and leader at least one puzzle piece
- Work together to build the jigsaw

Note: One leader secretly keeps their piece aside.

Ask the children:

- Is the picture complete?
- What is missing?

Add the final piece to complete the puzzle.

Repeat the activity, this time timing how quickly the group can complete it when everyone adds their piece.

Leaders:

Jigsaws are fun, but they’re frustrating when pieces are missing. The first time, the puzzle took longer because not everyone added their pieces. The second time, it was quicker and complete because everyone joined in.

Each puzzle piece represents a person in our church- each of us are different, but equally important. To show the full picture of God’s love, everyone has a part to play. God made each of us unique.

Together we support one another, serve God, and share his love in many ways. Just like the puzzle, we belong together - and God uses all of us to share the good news.



Option B. Multiple body parts game (5 minutes)

Supplies needed:

- Music

Instructions:

- Play music and have the children walk or dance around the room. (Encourage fun, silly movements using different body parts)
- When the music stops, call out a list of body parts and a number for them to make together in small groups, for example two hands, three noses and one foot
- Children must work together to create the correct number of body parts using as many people as needed (Encourage creativity so everyone can stay in the game)
- Restart the music and keep playing until the song finishes

Leader:

That was a fun game using lots of different body parts. Did all the groups look the same, even when they had the same body parts?

Every body part mattered in the game. If one part was missing, the group couldn’t finish the challenge. Church works in a similar way. We are all different, but everyone is important.

Imagine if everyone in our church was exactly the same. What would be good? What might be hard? Just like a body needs all its parts to work properly, the church needs different people, serving in different ways, to share God’s love together.

Explore

LEARNING STYLES: VISUAL,
INTERPERSONAL, LOGICAL

All Sorts (15 minutes)

Set up:

- Print out Body Parts sheet and cut up all the parts
- Place in a container or bag you can't see through.


Supplies needed:

- Body Parts paper pre cut
- A bag or container you can't see through
- Paper for each child to draw on
- Textas.
- YouTube video — "The Church: One Body With Many Parts"
(<https://www.youtube.com/watch?v=evRQUxzn8qA>)

Instructions:

Get the children to take turns in choosing a slip of paper from the container.

- Each slip of paper they choose they need to draw on their paper
- Choose another slip of paper and add that body part to your drawing.
- Continue until they've drawn five slips and have five parts to their body.
- What does your body look like?
(It might have 2 heads, three feet etc.)
- Does it look like a person?
- Can your person/body walk to the shops, buy a magazine and read it? If not, why not?
- What could your person do?



Watch : <https://www.youtube.com/watch?v=evRQUxzn8qA>

Think about our drawings and how difficult things would be if you didn't have all the body parts. I wonder if you might know someone who is missing a body part?

There are lots of people in our world that have difficulty with everyday things because they are missing a body part or one of their body parts is not working well.

Perhaps you have even injured yourself, maybe breaking your arm or leg, and not been able to use a certain body part for a while. Recap + Reflect

- Share one thing that made it hard when you injured yourself.

What the Bible was trying to say wasn't so much about human bodies. It was instead about understanding that even though we are all different, we are all important to God. We also all have a role to play in helping people learn about God's love - just like the body has different parts that all work together to make a complete, functioning, and healthy body.

It's all about being healthy:

Question: What if we want to be a Christian but don't want to go to church?

Ask the children this (slightly gory) question:

- How long can a certain part of the body live on its own once it has been separated from the rest of the body?

Because so many body-part transplants are done these days, doctors need to know how much time they have to use a body part before it starts to deteriorate especially if the part isn't being kept on ice.

Supplies needed:

- Printed cut-outs of each time and body part from 'It's all about being healthy' page

Instructions:

- Spread the body parts and times out
- Ask the group to work out what time goes with what bodypart

Leader:

Did anything surprise you?

Coming back to our question:

"What effect could happen if a Christian stopped coming to church?"

What can we learn from this lesson?

Recap + Reflect

LEARNING STYLES: VERBAL, INTRAPERSONAL, VISUAL

What + WOW!

Ask the group what stood out to them today or something that made them think WOW!

Recap:

- God created us all **different**
- We each have an **important part to play** in God's Kingdom
- When the church works **together**, great things can happen

Leader:

Being a follower of Jesus looks different for different people. God has made each of us unique and given us different skills, talents, and gifts. These gifts help us serve in the church and share God's love with others. No one does everything, but everyone can do something—and that's how God designed it.

Ask:

- What are some of the things you see people doing in our church?
- How do you think God uses people to help others?
- Can you think of people who match some of the roles we read about in the Bible?
- What are some other ways people use their gifts, at church, at school, or in the community?

Memory verse:

1 Corinthians 12:12–14

"The body of Christ has many different parts, just as any other body does. ¹³ Some of us are Jews, and others are Gentiles. Some of us are slaves, and others are free. But God's Spirit baptized each of us and made us part of the body of Christ. Now we each drink from that same Spirit.

¹⁴ Our bodies don't have just one part. They have many parts."

(Read the verse together.)

Final questions to reflect:

- What gifts or talents do you notice in others at church?
- How might God use you to help others?
- Do you think children have a part to play too? Why or why not?

Leader:

Each one of us is special because that's how God made us. He invites us to worship him on our own and together as a church. Just like a body needs all its parts to work properly, the church needs every person. When we work together, we help each other and show God's love more clearly.

Close in prayer:

"God, thank you for making each of us unique. Help us to use the gifts and talents you've given us to serve you and care for others. Show us how we can be part of Your church and share Your love. Amen."

Notes + Follow up




FAITH IN ACTION

ONE BODY MANY PARTS - MISSION



Each one of us is special and unique, because that's how God made us. But he also made us to worship him both individually and together as a church. Just as the body needs all its parts to be whole, the church needs all of us, because we complement each other and make the church whole.



At church:



Take the time to say thank you or encourage someone at church who is serving God and helping others.
(We all love to be thanked and encouraged.)



LIVE IT OUT!





At home:


Think about the key parts of the body : eyes, ears, hands, feet, heart, brain, mouth, etc Talk to someone at home about the main thing each part helps us do. Eyes help us see, ears to hear Now think of someone in your family or community that is like that body part. Someone who listens well = ears, someone who is smart = brain, someone who helps others = hands.



Get creative:

Use playdough to make each part of the body and think about all the people who make up your church family.





Head

Head

Head

Head

Head

Foot

Foot

Foot

Foot

Foot

Hand

Hand

Hand

Hand

Hand

Leg

Leg

Leg

Leg

Leg

Eye

Eye

Eye

Eye

Eye

Ear

Ear

Ear

Ear

Ear

Mouth

Mouth

Mouth

Mouth

Mouth

Nose

Nose

Nose

Nose

Nose

Arm

Arm

Arm

Arm

Arm


Body

Body

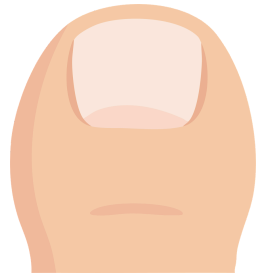
Body

Body


Body




Finger



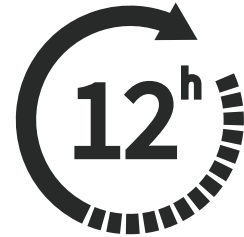
Toe



Hours




Arm




Hours

Ear



Hours



Nose



1 day



Foot
ime



1 day