

the way

Jesus-centred Spirit-led Hope revealed



Kids

THE WAY



Kids

11 week Kid's Ministry lessons

We have adapted **11 child-friendly lessons** from our Junior Soldiers material to align with the **five Key Principles** outlined in The Way. Each principle is explored through engaging, age-appropriate teaching themes:

- **Discipleship** – Who Is God? · You're the One God Needs
- **Mission** – Standing Up for Others · One Body, Many Parts
- **Evangelism** – Letting Your Light Shine · Creating Faith Pathways
- **Prayer** – Talking to God · Listening to God · Creative Prayer Stations
- **Spiritual Warfare** – Armour of God · Super-Human Power

Lesson Structure

Each lesson is designed to support leaders and actively engage children, and includes:

LEADER READY YOUR HEARTS & HAND

A reflection page to help leaders prepare spiritually and practically before teaching

CONNECT

A 5-minute activity that introduces the main teaching point in a fun and creative way - often includes two activity options

EXPLORE

Approximately 10 -15 minutes of teaching time where children engage deeply with the Bible story or theme

RECAP & REFLECT

An intentional space to bring together everything from CONNECT and EXPLORE, helping children reflect, respond, and apply what they've learned.

LIVE IT OUT

MISSION

FOR SALVO KIDS



Kids

Standing up for Other's

based on unit 5 lesson 9

LEADERS READY YOUR HEART AND HANDS

Before teaching this lesson, take time to reflect, prepare, and pray. You're not just delivering content, you're helping to shape young disciples for a lifetime of faith.

1. Pray first

- Ask the Holy Spirit to speak to you and through you.
- Pray specifically for each child in your group—by name if possible.
- Invite God to open their hearts to receive his truth and recognise the Holy Spirit's presence in their lives.

Prayer prompt:

"Holy Spirit, guide me as I lead these children. Give me clarity, compassion, and wisdom. Help me to see each child's potential and speak life into it."

2. Know the purpose

This lesson shows children that God cares deeply about how we treat others and calls us to stand up for people who are treated unfairly or left out.

- That standing up for others is part of following Jesus
- That speaking up can be loving, brave, and kind
- That God wants us to notice people who are hurting or ignored
- That even children can make a difference through their choices and actions

3. Know the children

Reflect on the following:

- Which child might need extra encouragement?
- Who might be ready to step up and lead in prayer or discussion?
- Who needs to be gently drawn in to participate?

Ask:

"Holy Spirit, how can I affirm each child's gifts?"

4. Explore it for yourself

Before teaching, take time to reflect personally:

- When have you stood up for someone or wish you had?
- What makes standing up hard at times?
- How did Jesus stand up for people who were ignored or treated badly?

Children will learn courage not just from words, but from your example.




Lesson: Standing up for others

Focus: Learning to stand up for others by speaking up, showing kindness, and choosing what is right, just like Jesus did.

Key verses: Proverbs 31: 8-9

Time: 45 minutes



Connect

Option A. Shout it Out! (5 minutes)

Supplies needed:

- A few catalogue pages OR printed online ads (Kmart, Target, Big W, toy websites)

Instructions:

Gather children into pairs or small groups and give each group a catalogue.

Leader:

Look through the catalogue and find one thing you think is really great. It might look fun, be on sale, or do something cool. You have one minute!

When time is up gather them back to the group.


Invite two or three groups to stand and shout out:

“We think ___ is great because ___.”

Leaders:

When we think something is great, we don't keep quiet about it — we talk about it. There are lots of things around us that people want us to notice and care about.

Sometimes the most important thing to stand up for isn't a product — it's a person. God made each of you on purpose, and he loves you. Today we're going to explore what it means to stand up for others, especially when someone is treated unfairly or left out.



Explore

LEARNING STYLES: KINAESTHETIC, LOGICAL, VERBAL

Where do you stand?

(10 minutes)



Supplies:

- masking tape
- YouTube video: [Tusk Tusk](#)

Set up:

Mark a long masking tape line for Would You Rather game.

Teaching:

Today we're going to play a quick game of Would You Rather.

- Get all the kids to line up on the line
- Tell them that you'll in form them which side of the line to stand on, depending on their answers.

No one is allowed to stay in the middle.

Would you Rather:

“Would you rather ...”

- Chocolate ice cream or strawberry ice cream
- Cereal or toast
- Spaghetti Bolognese or McDonald's
- Watch Netflix/Disney or go to the cinema

“If someone is being treated unkindly would you”

- Do nothing or tell them to stop or get help

Leader:

It's easy to stand up for things we like when they're popular. But when someone is being picked on, or something unfair is happening, standing up can feel harder. God asks us to treat people the way we want to be treated. In the Bible in Matthew 7:12 says “Treat others as you want them to treat you.”

Story: Tusk Tusk

Read or watch Tusk Tusk (David McKee), or share the paraphrasing.

Below is a paraphrase of the story.

“Once elephants came in two colours: black or white. They loved all other creatures but hated each other, and each wanted to exterminate the other. Peace-loving individuals ran and hid in the deepest jungle, and battle commenced. The warmongers all succeeded. For a long time it seemed that there were no elephants in the world at all, not of any colour. But then the grey descendants of the peace-loving elephants emerged from the jungle, only to eventually find new differences to set them against each other.”

Leader: This story helps us think about how people treat others who are different.

Discussion questions:

- Have you ever been hurt because someone thought you were different?
- Have you ever hurt someone because you didn’t understand them?
- How do you think that feels?
- Is judging people based on appearance fair? Why or why not?
- Should the peace-loving elephants have stayed hidden, or done something else?
- How do you think God wants us to treat people who are different from us?

Leader: Jesus stood up for people who were ignored or treated badly. If we want to be like Jesus, we need to ask:

Who needs someone to stand up for them today?

Recap + Reflect

What + WOW!

Ask the group what stood out to them today or something that made them think WOW!

Recap:

Today we learned that standing up for others means noticing when something isn’t right and choosing to care. God wants us to speak up for people who are hurt, left out, or treated unfairly — just like Jesus did.

Memory verse

Proverbs 31: 8-9 (CEV) But you must defend those who are helpless and have no hope. Be fair and give justice to the poor and homeless.

Final questions to reflect:

- Who might God be asking you to stand up for this week?
- What could standing up look like at school or with your friends?
- What might make standing up feel hard — and how could God help you?

Close in prayer:

“God, thank you for loving every person you have made. Help us to notice when others need help and give us courage to stand up with kindness and love. Show us how to be more like Jesus every day. Amen”

Notes + Follow up



FAITH IN ACTION

STANDING UP FOR OTHERS - MISSION



Jesus cared for people who were ignored or not listened to. We can be like Jesus by noticing people who need help and speaking up to show they matter.



At church:



Make a few small encouragement cards using paper, crayons, or stickers. On each card draw a picture or write a message like "I see you" or "You matter." At church, look for someone who might be sitting alone or feeling shy and give them a card with a smile. If you want to, you can say, "Jesus sees you, and so do I."




LIVE IT OUT!



At home:

As a family it would be good to talk about some places where you might see injustices happening or where things are happening that are 'not fair', you might even like to make a list that can help you with your prayers this week. Each night after dinner choose one of the situations on your list and pray for it.



Get creative:

Make those cards for your task for church.

