

# Guard & Ranger Enrolment Leader Pack

To be enrolled as a  
Guard or Ranger you  
have to:

- |   |                          |               |
|---|--------------------------|---------------|
| 1. Attend for 4 weeks                               | Date: ____ / ____ / ____ | Signed: _____ |
| 2. Say and understand the SAGALA Pledge             | Date: ____ / ____ / ____ | Signed: _____ |
| 3. Say and understand the Guard/Ranger Law          | Date: ____ / ____ / ____ | Signed: _____ |
| 4. Say and understand the Guard/Ranger Prayer       | Date: ____ / ____ / ____ | Signed: _____ |
| 5. Say the Motto                                    | Date: ____ / ____ / ____ | Signed: _____ |
| 6. Know how to Salute                               | Date: ____ / ____ / ____ | Signed: _____ |
| 7. When do you Salute                               | Date: ____ / ____ / ____ | Signed: _____ |
| 8. Bring back the Good Turn sheet signed by parents | Date: ____ / ____ / ____ | Signed: _____ |
| 9. What does your "Guard or Ranger" badge mean      | Date: ____ / ____ / ____ | Signed: _____ |
| 10. Complete all the handouts                       | Date: ____ / ____ / ____ | Signed: _____ |

## The SAGALA Pledge

By God's help I promise to:

- Love and serve God and my country
- Be a friend to all
- Respect my leaders and
- Keep our law.

## Understanding the SAGALA Pledge

To become a SAGALA member we make a pledge as a way of identifying with SAGALA and other SAGALA members. A pledge is an important promise that we really mean to keep. The Bible says it is better not to make a promise than to make one and break it (Ecclesiastes 5:5).

There are, of course, occasions when we make mistakes. We don't break our promise intentionally, but fail to do our best to keep our promise. Don't be disappointed should this occur; instead, be determined to do better in the future. The beginning of the Pledge is like a prayer that asks for God's help to keep the Pledge. God is honoured above all else in SAGALA and by its members as One who loves us and is willing to help us.

There are four points in the SAGALA Pledge that we promise to keep.

### 1. Love and serve God and my country

This point recognises our response to God's love and care for us. It's easy to love God when we consider all that He has done and provided for us – a beautiful world; a country that enjoys freedom; people who love and care for us. This first point refers to Australia and a desire to make it an even better place. We can serve God by serving our country, remembering that a country is only as good as its citizens.

### 2. Be a friend to all

The second point of the pledge indicates a way to serve God and country – be a friend to all. This includes offering friendship to everyone not just the people we like. Friendship is shown in simple tasks but may require us to go out of our way to be friendly to others.

### 3. Respect my leaders

Teachers, coaches, SAGALA leaders and even parents are given responsibility to instruct and protect you. Some of these people do this voluntarily; most do it because they want the best for you and want to see you succeed. To help them do their work well SAGALA members promise to respect leaders. Respect suggests we do as they ask, are helpful, use good manners, support leaders and if you disagree with them you talk to them in a polite and adult manner.

### 4. Keep our law

You are getting to the age where you do not like being given rules or laws. But if we make the effort to keep our law, we find it helps us to grow into a person who is prepared to stand up for what is right.



# Handout 1 - Guards/Rangers

## The Pledge

A pledge is an important \_ \_ \_ \_ \_ .

Use these words to fill in the missing spaces.

friend

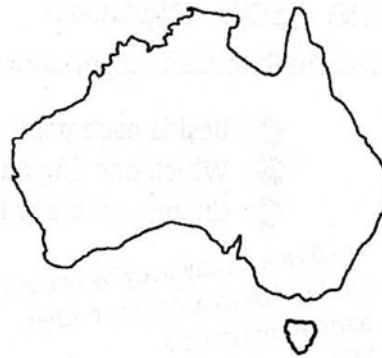
help

Respect

serve

law

country



By God's \_ \_ \_ \_ \_ I promise to:

- Love and \_ \_ \_ \_ \_ God and  
my \_ \_ \_ \_ \_
- Be a \_ \_ \_ \_ \_ to all
- \_ \_ \_ \_ \_ my leaders and
- Keep our \_ \_ \_ \_ \_ .

Here are some ways you can show you love your country. Tick the ones you will try to keep.

I will never drop litter.

☐

I will protect, never pick, native plants in National Parks.

☐

I will stand for our National anthem.

☐

I will do my best in work or play.

☐

Add another one.

☐

---

---

The second point of our pledge says that I will promise to:

---

---

Write down four different ways you can show friendship in the next week:

1. 

---
2. 

---
3. 

---
4. 

---

## The Guard/Ranger Law

1. I will put God first in my life and will care for His world.
2. I will be accepting and considerate of all people.
2. I will be clean in thought, word and action.
4. I will show purity, courage and integrity in all circumstances.
7. I will aim high to reach my full potential.

# Understanding the Law



### ■ I Will put God first in my life and care for His World.

This is the most important law, therefore, we say it first. If we to put God first, then we will find that we'll be keeping all the other laws! It will mean thinking about our actions and thoughts and whether they please God. Whatever this means for you, just remember that it's important to keep God as number one in your life. While we seek to put God first in our lives, we give Him thanks for creating our world and everything in it. Guards and Rangers will do their part in looking after God's creation by thinking of ways to care for the world around them and showing others how to do this.

### ■ I Will be accepting and considerate of all people.

There are some people you find it easy to accept and others whose behaviour, appearance or beliefs you may not easily tolerate. A Guard or Ranger will make an effort to accept all people and treat them fairly. Sometimes this may involve going out of your way to think about others. Try to be aware of the feelings of others by treating all people the way you would like to be treated.

### ■ I Will be clean in thought, word and action.

SAGALA members work hard to keep their minds on positive and good thoughts, and not think about things that are rude, selfish or mean. As a result their words and actions are helpful, generous and good. It takes more courage and strength to stand up for what you know is right and good – like putting an end to dirty jokes or defending the weak – than it does to join the crowd.

### ■ I Will show purity, courage and integrity in all circumstances.

Showing courage can range from speaking up when you see someone doing wrong, to facing your fears and trying a new skill that you never thought you'd be able to do. You may never rescue anyone from a burning building, but you can show courage in other ways. It takes great courage to do what is right when others are trying to make you do what is wrong. You should try to be brave enough to always stand up for your friends and beliefs.

Purity relates to our mind and body, purity of the body includes diet, hygiene, and action. Things either protect or injure our body. To remain pure we must always protect our body and this means staying away from any harmful drugs and other substances. Purity of mind relates to our thinking and will be evident in our actions.

Integrity includes honesty, trustworthiness, reliability and truthfulness. Integrity can be shown in many ways such as being fair, telling the truth and keeping your word. SAGALA members try to show purity, courage and integrity all the time – whether leaders are watching, whether they might get a reward, and whether they feel like it or not.

## ■ I Will aim high to reach my full potential.

Some people are better at doing things than others! Do you know someone who is good at sport, playing a musical instrument or using the computer? It just shows that we each have different abilities – some of these are learned and some are natural skills. We call this someone's 'potential'. What are you good at? What do you like to do? In SAGALA you will learn different skills, so try them all and try to do your best. Some things you will like doing more than others – that's ok. Don't say, 'whatever' or 'who cares'! Instead, think 'I'll give it my best!' You'll feel good about yourself as you try to keep this law, and you'll be surprised at what you can actually do.

# Know the Guard/Ranger Prayer

Praying is something that anyone can do. How do we pray? It's easy. Prayer is simply talking with God, anywhere at all and about anything at all. Here is the Guard/Ranger Prayer. It is a simple prayer you can use to talk to God. To be enrolled as a Guard or Ranger you should know this prayer.



## Guard/Ranger Prayer

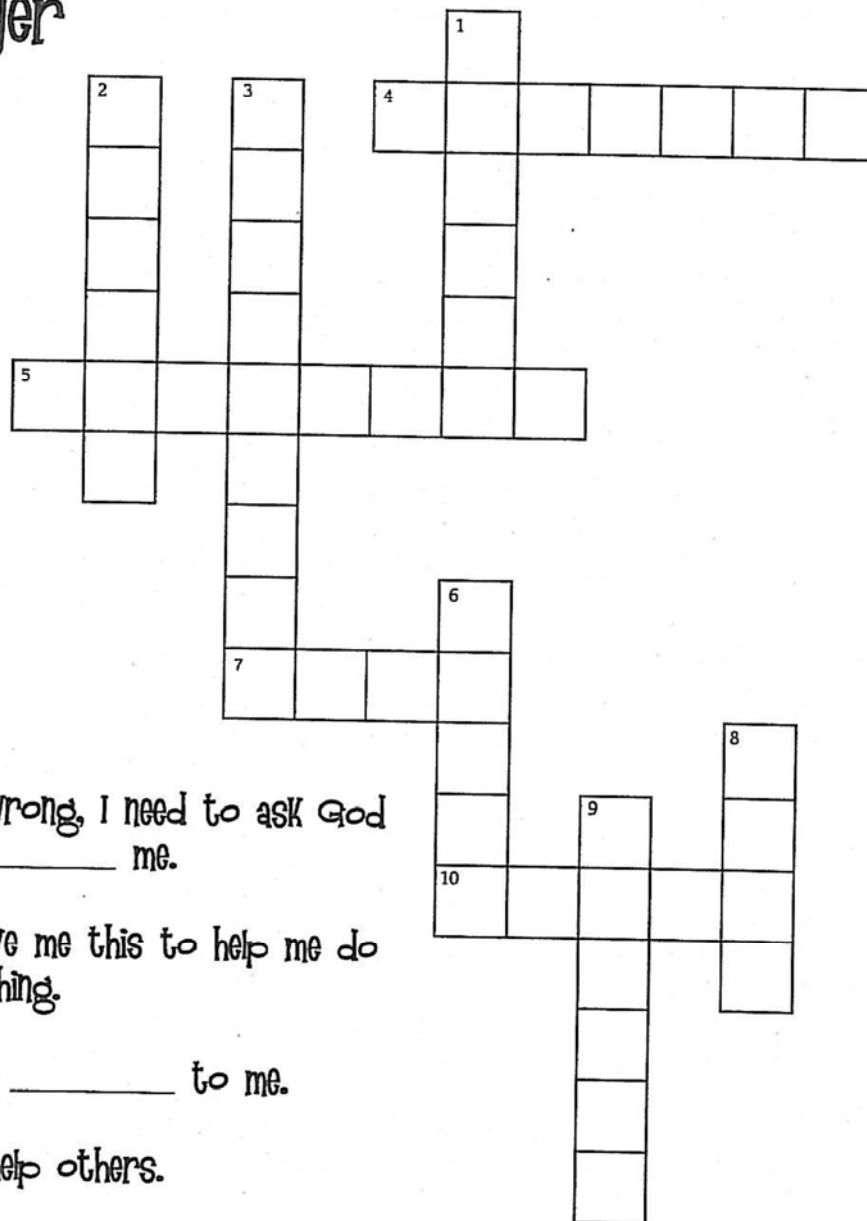
I praise You, mighty God,  
for Your wonderful world  
and the love You show me.  
Please forgive me when I do wrong  
and help me to forgive  
those who hurt me.  
Give me Your strength  
to stand for what is right,  
and teach me to be fair  
and honest in all I do.  
Help me to serve others  
and show me how  
to be more like Jesus.  
Amen.





# Handout 3 - Guards/Rangers

## The Prayer



### ACROSS

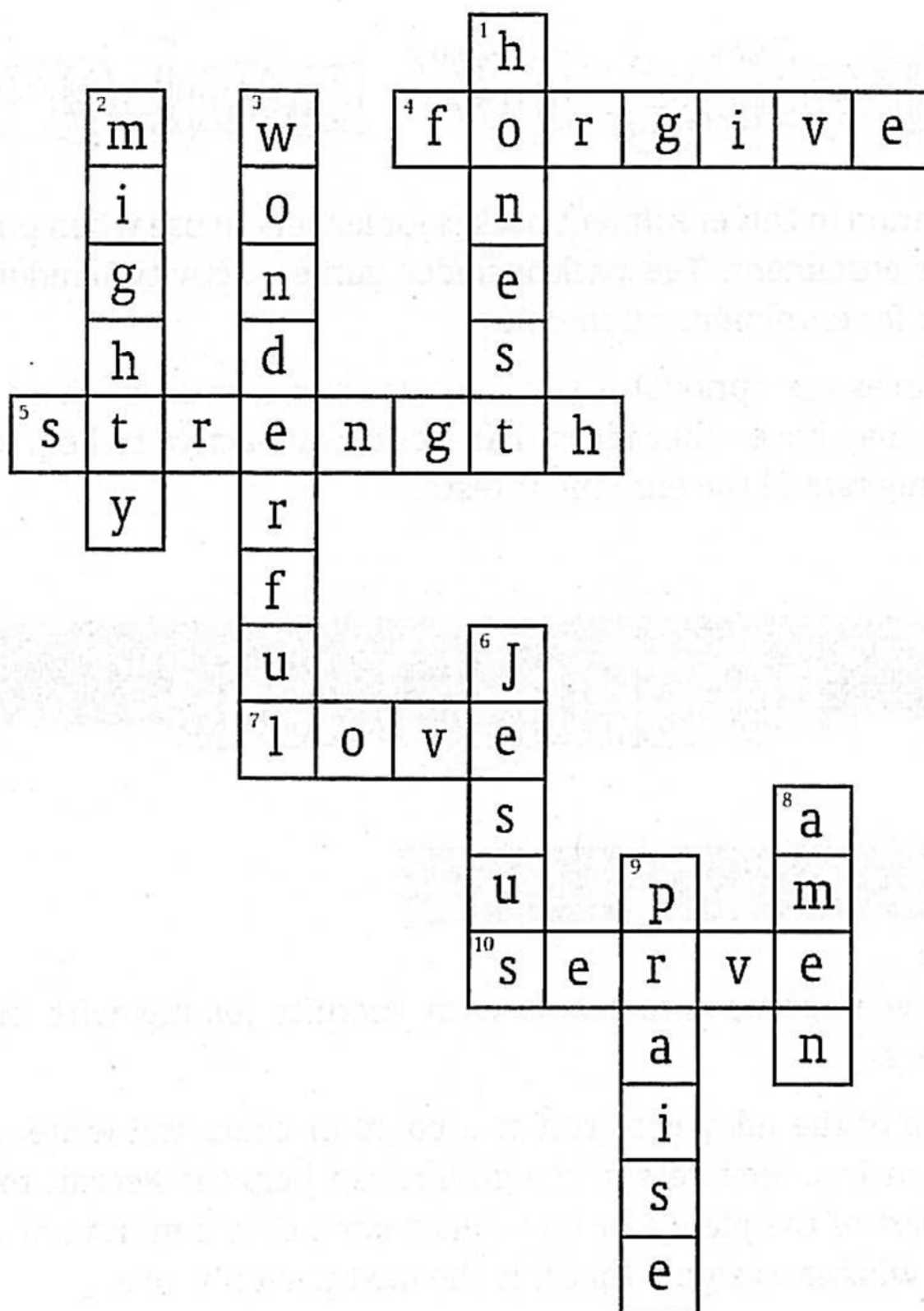
4. When I do wrong, I need to ask God to \_\_\_\_\_ me.
5. God will give me this to help me do the right thing.
7. God shows \_\_\_\_\_ to me.
10. How I can help others.

### DOWN

1. I need to be like this in all I do.
2. God is \_\_\_\_\_.
3. God's world is \_\_\_\_\_.
6. The person that God wants me to be like.
8. At the end of a prayer we say \_\_\_\_\_.
9. Another word for worship.

Below are the answers...

### Solution for crossword on Handout 3.







# Know the motto of your section

## Guard - To save and to serve

The motto reminds us to use our skills and abilities to serve others. In Guards we learn how to guard or protect and save our body, mind and soul. We also try to help others to care for their body, mind and soul.



## Ranger - Purpose with honour

Rangers have a great purpose. They face all situations in an honourable way – showing courage, speaking the truth and standing up for what is right.



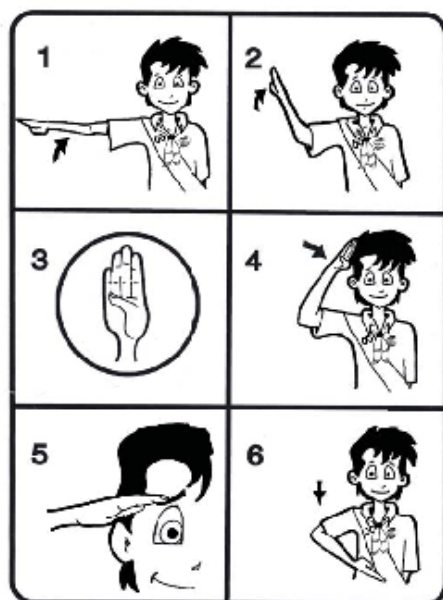
# Know the SAGALA salute and When it is used



Our SAGALA salute is used to show respect for others and for our country. The way you salute shows that you are a SAGALA member.

## How to salute

1. Raise the right arm to the right of the body, keeping it straight.
2. When the arm is horizontal, bend the arm at the elbow and continue the circular action of the forearm.
3. At the same time, stiffen the fingers and tuck the thumb across the palm, and turn the palm to face the ground.
4. Continue the circular action of the forearm, keeping the hand and forearm straight until the first finger touches the middle of the right eyebrow.
5. Hold for three seconds, keeping the elbow in line with the body.
6. Return the hand straight down to the side of the body.



## When to salute

1. When repeating the pledge.
2. At weekly parades when the National Flag is paraded.
3. When the National Flag is broken (unfurled).
4. When the National Flag is received by a flag bearer or leader.
5. When the National Anthem is sung or played.
6. When receiving the flag as a Leader or Flag Bearer.
7. On receiving badges and awards.
8. Acknowledging the leader or Corps Officer.

Note: Officers in Salvation Army uniform give a different salute.

Practice with them saluting like you are on Opening/Closing Parade and for when receiving a badge/award/trophy.

# Understand What a Good Turn is and try to do one every day

A good turn is something that you do for another person without you being asked or paid. Often a good turn is something small like picking up a dropped bag, welcoming a new student; or larger acts that help the community like cleaning up litter from a park. A good turn should also be something that is needed. Try to do something every day.

What is a Good Turn ...

A good turn is something that you do for another person without you being asked or paid. Often a good turn is something small like picking up a dropped bag, welcoming a new student; or larger acts that help the community like cleaning up litter from a park. A good turn should also be something that is needed. Try to do something every day.

You need to keep a log of your *Good Turns* by filling in the chart below and get mum or dad's signature each day and bring it back next week.

## Good Turn Diary

Date	Good Turn
Monday	
Tuesday	
Wednesday	
Thursday	
Friday	
Saturday	
Sunday	

# Understand the symbolism of your section badges



SECTION  
BADGES

## SAGALA membership badge

The SAGALA membership badge is used by all the SAGALA sections – Explorers, Moonbeams, Adventurers, Sunbeams, Guards and Rangers. Each of these section badges has a symbol of light – stars for Legion (used by Explorers, Adventurers and Rangers), a lamp for Guards, the sun in the Sunbeam badge and the moon for Moonbeams. These different forms of light are represented by the yellow candle flame in the SAGALA badge. Every SAGALA member wears this membership badge. You will also have another special badge for your section.



## The Boys' Legion badge

The Legion badge is made up of five different parts and is on a blue background which represents living a clean life.

- The white cross represents the cross where Jesus Christ died for us. Colossians 1:20 shows us that God was happy to make peace on earth by letting Jesus die on the cross so that everyone in heaven and on earth would be brought back to God.
- The Red Shield represents The Salvation Army's sponsorship of the Boys Legion program.
- The gold kangaroo represents the Australian origin and nature of the program.
- The gold stars represent the award system and the skills we can acquire from it.
- The white ribbon displays the program title and motto 'Purpose with honour'.
- The blue background represents the law pertaining to living a clean life.



## The Guard badge

In the centre of the Guard badge are the letters LSG – Life Saving Guards. It reminds us that all our actions should be life saving, both for ourselves and others.

The badge is designed around a life buoy to remind us that there are opportunities every day for us to help others.

There are four emblems around the life buoy which stand for the purpose of guarding:

- The open Bible represents guarding of the soul. 2 Timothy 3:16 says that all Scripture is given by God and is useful for teaching us how to live correctly and showing us what is wrong in our lives.
- The eye represents guarding of the mind. Most of what goes into our mind goes through our eyes. We need to protect our minds by not filling them with rubbish.
- The exercise equipment (clubs) represents guarding of the body. It is important to care for our body.
- The lighted lantern represents caring for others. Jesus calls us to be lights in the world (John 8:12) showing others God's love through our kind actions.



LIFE

THE

SAVING

GUARDS

TO SAVE AND TO SERVE






THE  
SALVATION ARMY


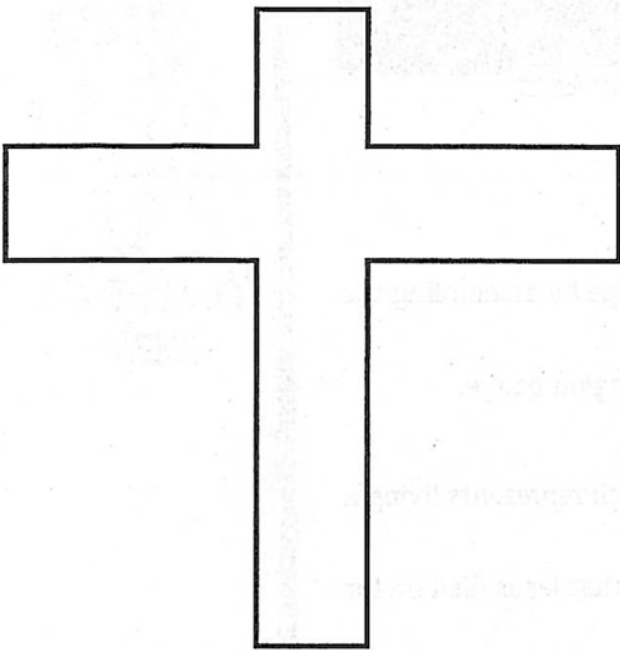
SACALA

GUARDING AND  
LEGION ACTIVITIES

Get the Guards to colour, cut and paste this back together to resemble the guard badge -




Get the Rangers to colour, cut and paste this back together to resemble the ranger badge -



BOYS LEGION

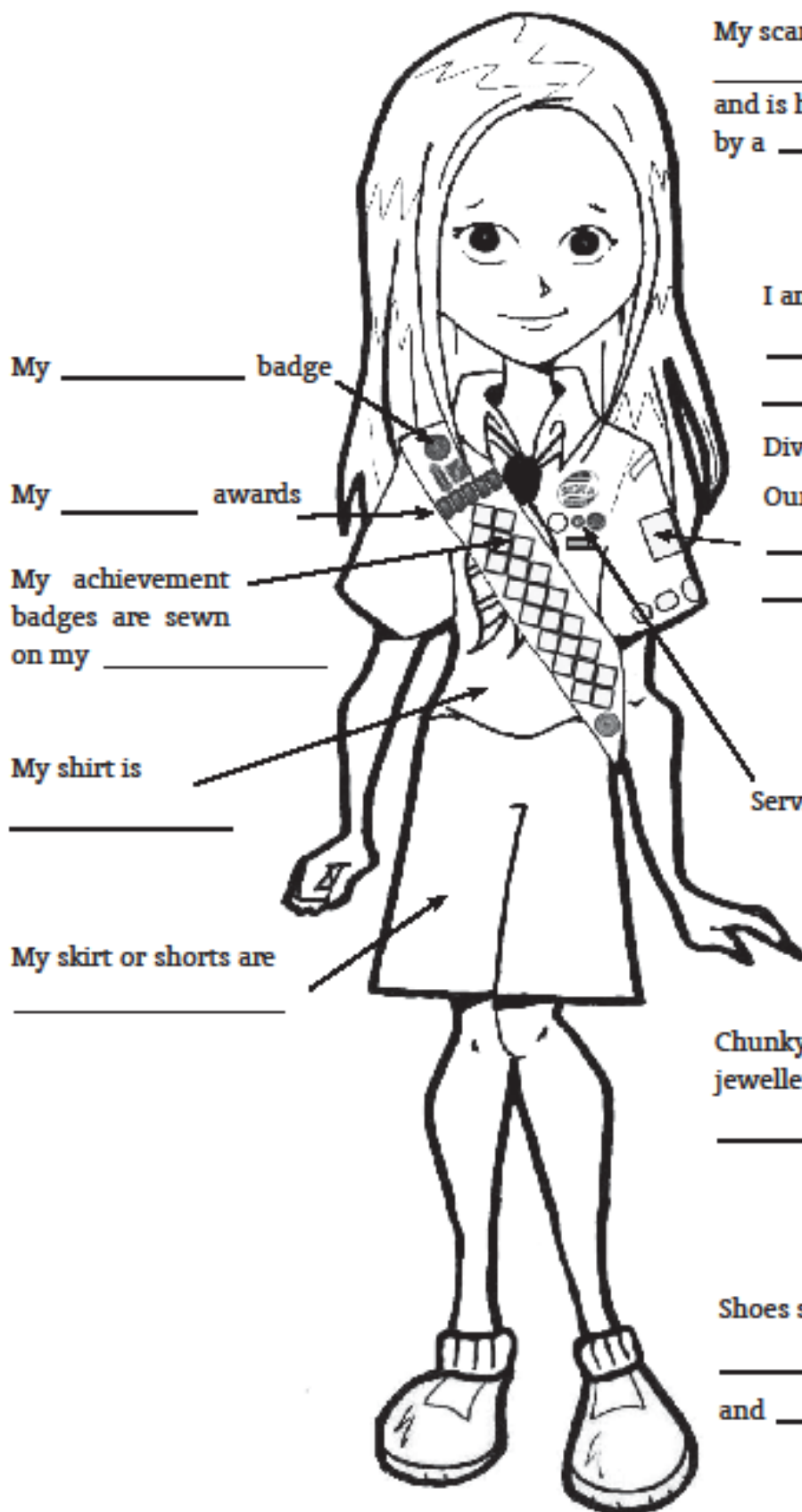


PURPOSE with HONOUR



Now talk to them about the uniform and complete the handout.

# How to look good in my Guard Uniform



My scarf is

\_\_\_\_\_

and is held in place

by a \_\_\_\_\_

I am in

\_\_\_\_\_  
\_\_\_\_\_

Division.

Our badge shows

\_\_\_\_\_  
\_\_\_\_\_

Service Star

Chunky earrings and other  
jewellery should not

\_\_\_\_\_

Shoes should always be

\_\_\_\_\_

and \_\_\_\_\_

# How to look good in my Ranger Uniform

