

Enrolment Requirements:



Leader Pack

**for Sunbeams
and Adventurers**

Helpful Hints:

1. At your discretion, you can do as stated in the SAGALA guidelines page 25 (attend for a minimum of 4 weeks – allowing the child to decide if they wish to join SAGALA before being enrolled) or you can start the enrolment process straight away.
2. When collating the Sunbeam & Adventurer Enrolment Pack (“Things you will need to know to be enrolled as a Sunbeam or an Adventurer”) remove the following pages for:
 - a) if they are a Sunbeam - pages 7 & 8
 - b) if they are an Adventurer – pages 5 & 6
3. Before you enrol the member ensure you are ready to give the member what is stated in the SAGALA guidelines on page 25 “Completion of the enrolment tasks entitles the Sunbeam/Adventurer to be enrolled...”
4. When the member is enrolled as a Sunbeam or an Adventurer, a great tip is to print a copy of page 59 from the SAGALA guidelines “Sunbeam/Adventurer Uniform and Badge Placement” and give to the parents/guardians, so they know where to place the badges.
5. When the member has completed the Sunbeam & Adventurer Enrolment Pack. There are two options when enrolling a member –
 - a) ***If a New Member*** – Print off pages 19, 20 & 21. Complete the SAGALA New Enrolment form (to be added to the Divisional SAGALA database) and SAGALA Badge Coupon (to receive the Enrolment badges – Divisional SAGALA badge, SAGALA badge and Sunbeam or an Adventurer badge and Alpha Star). Scan or save as PDF and send to The Mission Team and put ‘SAGALA – Enrolment’ in the subject line.
 - b) ***If Stepping Up from Moonbeams/Explorers*** – Print off pages 19 & 20. Complete the SAGALA Badge Coupon for Enrolment badges (to receive – Divisional SAGALA badge, SAGALA badge and Sunbeam or an Adventurer badge and Alpha Star) and a Stepping Up badge. Scan or save as PDF and send to The Mission Team and put ‘SAGALA – Enrolment & Stepping Up’ in the subject line.

Enrolment Requirements



- | | | |
|--|--------------------------|---------------|
| 1. Attend for 4 weeks | Date: ____ / ____ / ____ | Signed: _____ |
| 2. Know and understand the SAGALA pledge | Date: ____ / ____ / ____ | Signed: _____ |
| 3. Know and understand the Sunbeam/Adventurer law | Date: ____ / ____ / ____ | Signed: _____ |
| 4. Know and understand the Sunbeam/Adventurer prayer | Date: ____ / ____ / ____ | Signed: _____ |
| 5. Know the motto | Date: ____ / ____ / ____ | Signed: _____ |
| 6. Complete "How to look good in my uniform" | Date: ____ / ____ / ____ | Signed: _____ |
| 7. Know how and when to salute | Date: ____ / ____ / ____ | Signed: _____ |
| 8. Complete the Good Turn Diary signed by parents /guardians | Date: ____ / ____ / ____ | Signed: _____ |
| 9. Understand the symbolism of your section badge | Date: ____ / ____ / ____ | Signed: _____ |

SAGALA Pledge

By God's help I promise to:

- Love and serve God and my country
- Be a friend to all
- Respect my leaders and
- Keep our law



Sunbeam/Adventurer Law

1. I will be God's friend and will care for His world
2. I will help others
3. I will think, say & do good things
4. I will care for my body by not using alcohol, tobacco or harmful drugs
5. I will always do my best



Sunbeam/Adventurer Prayer

Thank you God because You love and care for me. I'm sorry when I make you sad. Please help me to love and care for others and show me how to be more like Jesus. Amen.

Understanding the SAGALA Pledge

To become a SAGALA member we make a pledge as a way of identifying with SAGALA and other SAGALA members. A pledge is an important promise that we really mean to keep. The Bible says it is better not to make a promise than to make one and break it (Ecclesiastes 5:5).

There are, of course, occasions when we make mistakes. We don't break our promise intentionally, but fail to do our best to keep our promise. Don't be disappointed should this occur, instead, be determined to do better in the future. The beginning of the pledge is like a prayer that asks for God's help to keep the pledge. God is honoured above all else in SAGALA and by its members as One who loves us and is willing to help us.

There are four points in the SAGALA pledge that we promise to keep:

1. Love and serve God and my country

This point recognises our response to God's love and care for us. It's easy to love God when we consider all that He has done and provided for us – a beautiful world; a country that enjoys freedom; people who love and care for us. This first point refers to Australia and a desire to make it an even better place. We can serve God by serving our country; remembering that a country is only as good as its citizens.

2. Be a friend to all

The second point of the pledge indicates a way to serve God and country – be friend to all. This includes offering friendship to everyone not just people we like. Friendship is shown in simple tasks but may require us to go out of our way to be friendly to others.

3. Respect my leaders

Teachers, coaches, SAGALA leaders and even parents are given responsibility to instruct and protect you. Some of these people do this voluntarily; most do it because they want the best for you and want to see you succeed. To help them do their work well SAGALA members promise to respect leaders. Respect suggests we do as they ask, are helpful, use good manners, support leaders and if you disagree with them you talk to them in a polite and adult manner.

4. Keep our law

You are getting to the age where you do not like being given rules or laws. But if we make the effort to keep our law, we find it helps us to grow into a person who is prepared to stand up for what is right.

Now complete – SAGALA Pledge – Find a Word

SAGALA Pledge • Find A Word

I C A N B E T L R
C O U N T R Y E U
A R S P T E E A E
D L E T L S O D V
K E L S I E F E O
O E P M P R H R L
U M O E I E Y S P
R R E E R O C M L
P K N I G O D T A
S D E V R E S E W

Find these words from the SAGALA Pledge in the
FIND A WORD

ALL	LAW
COUNTRY	LEADERS
FRIEND	LOVE
GOD	PROMISE
HELP	RESPECT
OUR	SERVE
KEEP	

Write out the left over letters to discover this important message:

These are the answers for the find a word –

I C A N B E T L R
C O U N T R Y E U
A R S P T E E A E
D L E T L S O D V
K E L S I E F E O
O E P M P R H R L
U M O E I E Y S P
R R E E R O C M L
P K N I G O D T A
S D E V R E S E W

I can be trusted to
keep my promise.

Understanding the Sunbeam/Adventurer Law



- 1. I will be God's friend and will care for His world**
- 2. I will help others**
- 3. I will think, say & do good things**
- 4. I will care for my body by not using alcohol, tobacco or harmful drugs**
- 5. I will always do my best**



1. I will be God's friend and will care for his world.

We make friends by talking with them, spending time with them and getting to know them. To be God's friend we talk with Him, learn about Him by reading His book. We show we are God's friend by taking care of the world He has made.

2. I will help others.

Part of being a Sunbeam or an Adventurer is to serve others without being asked or expecting something in return. Helping others might include carrying shopping bags for mum, cleaning up at school or SAGALA and being a friend.

3. I will think, say and do good things.

The Bible says that what we think about is often what we do. Some people use words and actions that are rude, unkind and violent. Sunbeams/Adventurers set an example when they choose not to swear, tell dirty jokes or be unkind. They show courage when they help their friends to do the same.


4. I will care for my body by not using alcohol, tobacco or harmful drugs

God made us special and we need to do all we can to keep our bodies healthy. Besides eating a balanced diet and exercising regularly, we also need to stay away from things that can damage our body. So SAGALA members care for their bodies by promising not to use alcohol, tobacco or harmful drugs.

5. I will always do my best

Sunbeams/Adventurers are encouraged to do their best at all times – to try their hardest at school, home, sport and SAGALA. When we put effort into what we do, we learn new skills and develop ones we already have. When we give our best, we feel better about ourselves. We need to remember that the 'best' will be different for everyone.

Sunbeam/Adventurer Law • Crossword



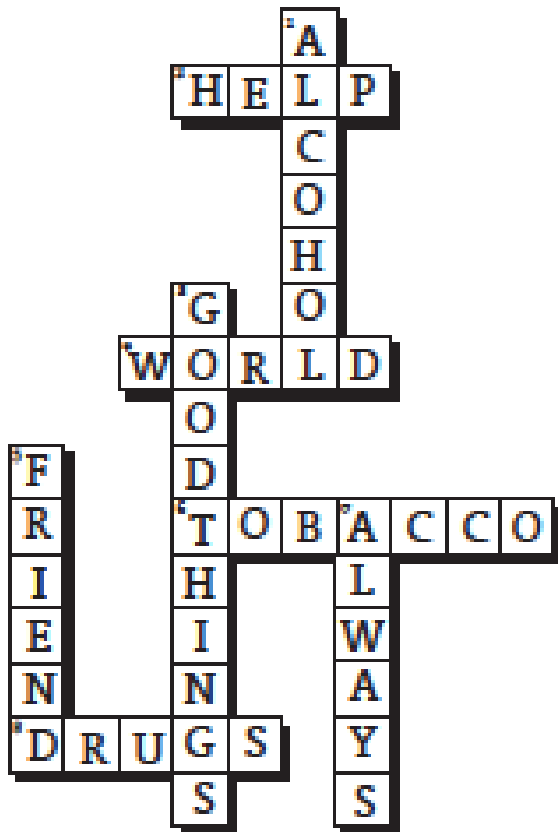
ACROSS

2. What I will do for others.
4. I will care for God's _____.
- 6 Smoking this is bad for your health.
8. Harmful _____ are not good for your body.

DOWN


1. I will care for my body by not using _____, tobacco or harmful drugs.
3. I will think, say and do _____.
5. I will be God's _____.
7. When will I do my best?

These are the answers for the Sunbeam & Adventurer Crossword -



Know the Sunbeam/Adventurer Prayer


It's important to remember that the prayer is simply talking with God, the God who made us and loves us. We can talk with God about anything, in any place and any time. Here is the Sunbeam and Adventurer prayer. You need to learn it before you can be enrolled, and you can use it whenever you want to talk to God.



Sunbeam/Adventurer Prayer •

Dropped letters

Some letters have dropped down out of the puzzle. Put them back in their place



e o o e o o a o a o e e e e e u e e e
a e e o o e a e o
u e o

Below are the answers...



Know the Motto of your Section

Sunbeams: Do right

Sunbeams should always do what is right.

Adventurers: Purpose with honour

Adventurers face all situations with purpose and honour – showing, courage, speaking the truth and standing up for what is right.

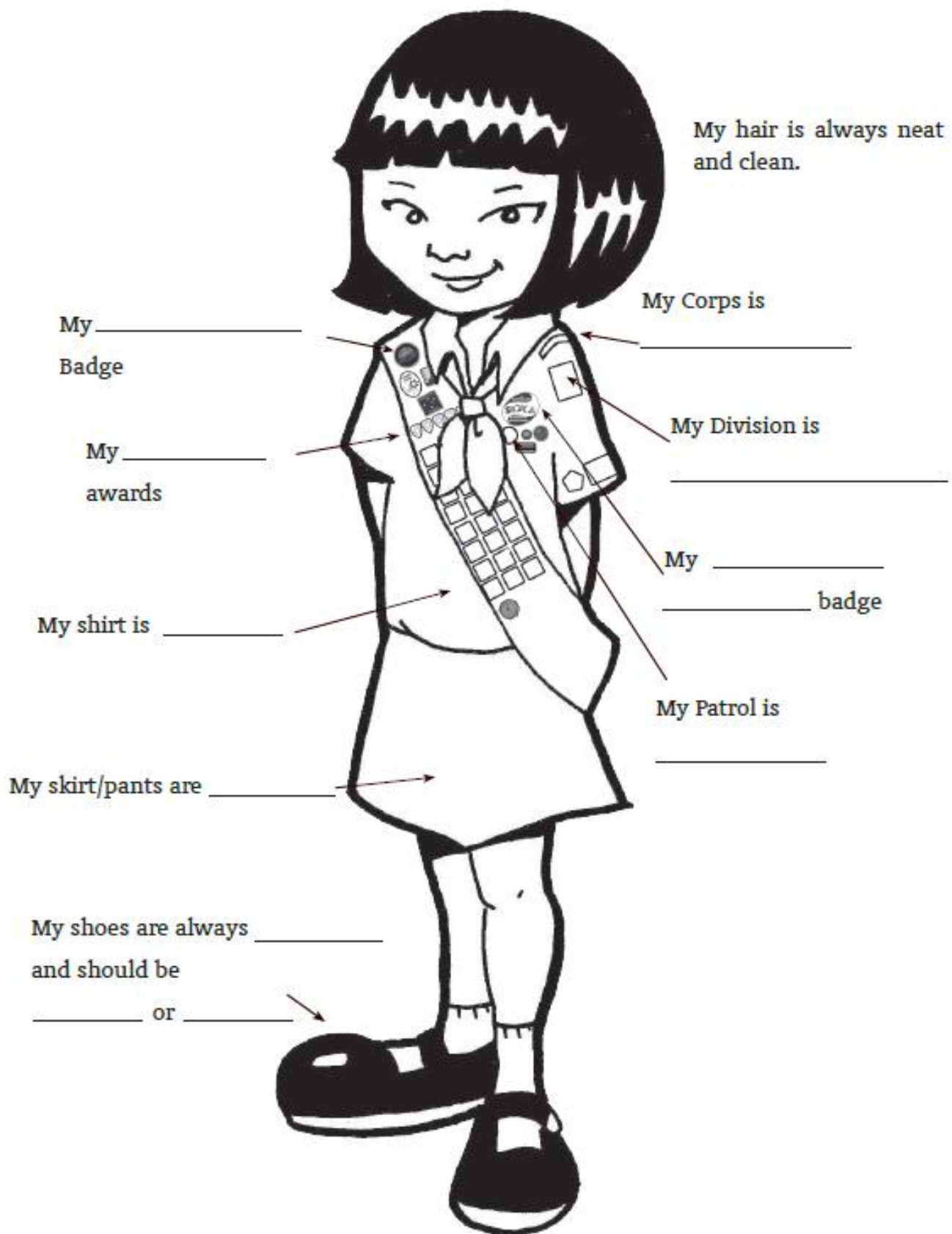




Do

right

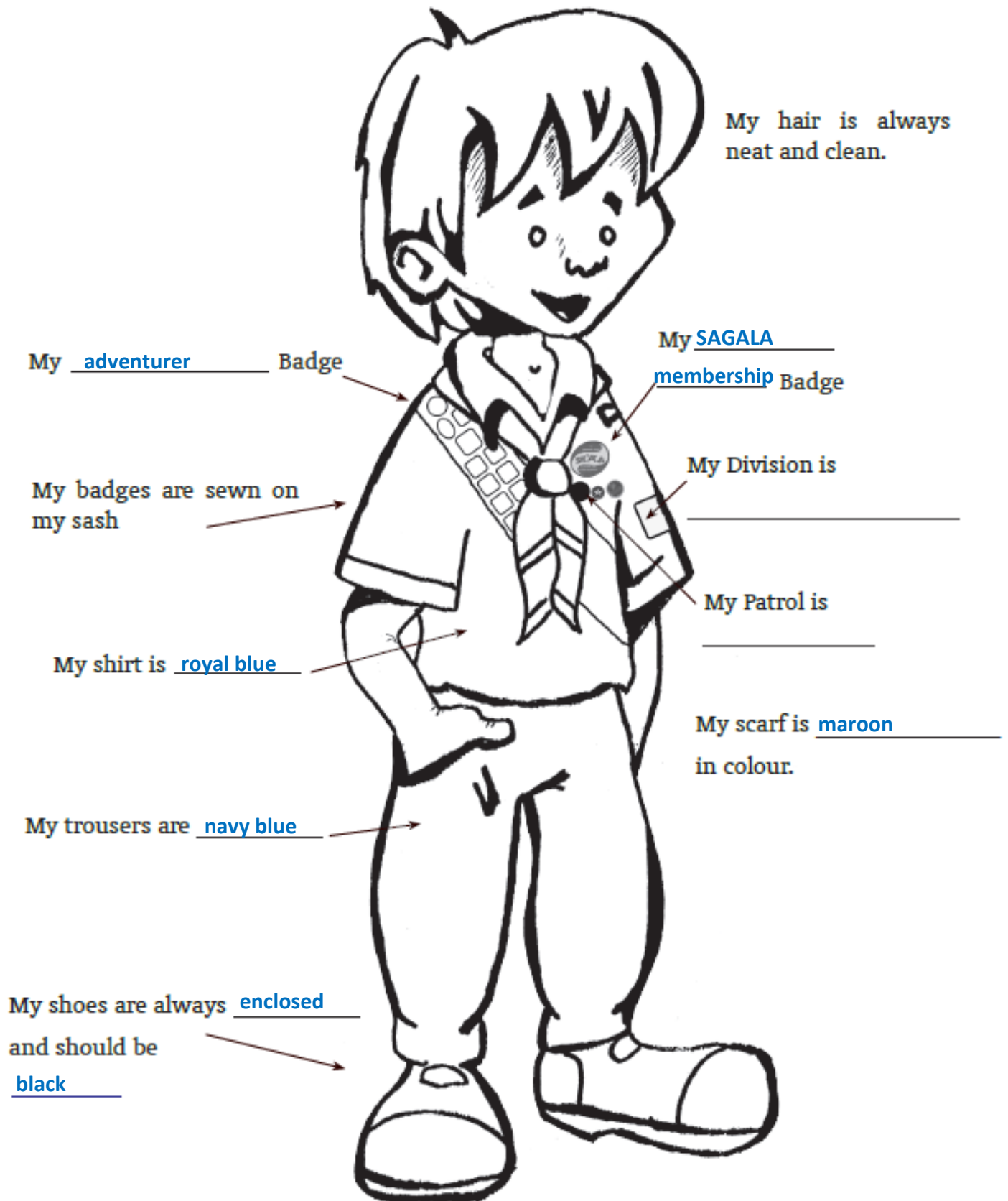
How to Look Good in my Sunbeam Uniform





Purpose
with
honour

How to Look Good in my Adventurer Uniform



Know the SAGALA salute and when it is used

Our SAGALA Salute is used to show respect for others and for our country. The way you salute shows that you are a SAGALA member.

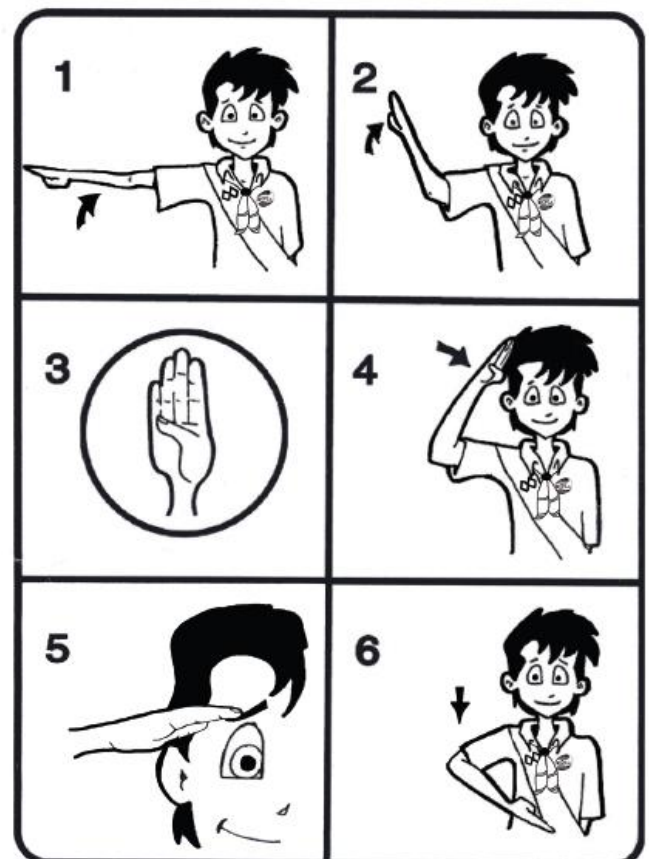
How to Salute:

1. Raise the right arm to the right of the body, keeping it straight.
2. When the arm is horizontal, bend the arm at the elbow and continue the circular action of the forearm.
3. At the same time, stiffen the fingers and tuck the thumb across the palm, and turn the palm to face the ground.
4. Continue the circular action of the forearm, keeping the hand and forearm straight until the first finger touches the middle of the right eyebrow (your arm should form a triangle).
5. Hold for three seconds, keeping the elbow in line with the body.
6. Return the hand straight down to the side of the body.

When to Salute:

1. When repeating the pledge.
2. At weekly parades when the National flag is paraded.
3. When the National flag is broken (unfurled).
4. When the National flag is received by a flag bearer or leader.
5. When the National Anthem is sung or played
6. When receiving the flag as a leader or flag bearer.
7. On receiving badges and awards
8. Acknowledging the leader or Corps Officers

Note: Officers in Salvation Army uniform give a different salute.



What is a Good Turn

A good turn is something that you do for another person without you being asked or paid. Often a good turn is something small like picking up a dropped bag, welcoming a new student; or larger acts that help the community like cleaning up litter from a park. A good turn should also be something that is needed. Try doing a good turn every day for one week.

You need to keep a log of your *Good Turns* by filling in the chart below and get it signed by your parents or guardians and bring it back after one week.

Good Turn Diary

Date	Good Turn
Monday	
Tuesday	
Wednesday	
Thursday	
Friday	
Saturday	
Sunday	

Parent's or Guardian's signature _____

Understand the symbolism of your Section badge

SAGALA Membership Badge

The SAGALA membership badge is used by all the SAGALA sections – Moonbeams, Explorers, Sunbeams, Adventurers, Guards and Rangers. Every SAGALA member wears this membership badge. Each of these section badges has a symbol of light – stars for Boys Legion (Explorers, Adventurers & Rangers) and a lamp for Guards, the sun for Sunbeams and the moon for the Moonbeams.



Sunbeam Badge

The sun: reminds Sunbeams to be cheerful, because we often feel happier when the sun is shining

The rays or beams: reaching out of the sun; Sunbeams should share their cheerfulness with others and they do this by being happy and helpful.

The bar: beneath the sun includes the name of SAGALA section - Sunbeams

The scroll: has the words of the motto "Do Right"



Adventurer Badge

The white cross: represents the cross where Jesus died for us

The red shield: represents The Salvation Army's sponsorship of the Boys Legion program

The gold kangaroo: represents the Australian origin and nature of the program

The gold stars: represents the award system and the skills we can acquire from it

The white ribbon: displays the program title and motto "Purpose with honour"

The blue background: represents the law pertaining to living a clean life



SAGALA Badge Coupon

Please scan or save as PDF, then email the form to –

missionteam@salvationarmy.org.au

Please ensure you have typed in the email subject line: SAGALA - Enrolment

Please ensure you have -

- Complete and email through a **SEPARATE** Coupon for –
 a) Badge b) Enrolment c) Star Award d) Church Parade/Event e) Service Stars
- Please specify “Own Choice” next to the Award Level if that applies for the particular member
- If the coupon is for a Star Award, please ensure the Church Parade/Event date has been completed as this needs to be recorded on the database in order for the Star Awards to be achieved.
- If ordering Patrol stripes, tick Badge box and next to name of badge put “Patrol Stripes” and under Award Level put 1 or 2

For your information-

- The details will be entered into the database and badges will be sent as soon as possible by regular post – this may take around one week. Express Post may be requested, but you will be billed for this premium service.
- Corps will receive a bill four times per year, for the badges.

COUPON: Retain a copy for your own records	<input type="checkbox"/> BADGE <input checked="" type="checkbox"/> ENROLMENT <input type="checkbox"/> STAR AWARD		
	<input type="checkbox"/> CHURCH PARADE/EVENT <input type="checkbox"/> SERVICE STARS		
CORPS			
LEADER'S NAME		DATE	

[illegible]

[illegible][illegible]

SAGALA New Enrolment

Please scan or save as PDF, then email the form to –

missionteam@salvationarmy.org.au

Please ensure you have typed in the email subject line: **SAGALA - Enrolment**

Corps:

Date of Enrolment:

Select which section:

☐ Moonbeams

☐ Explorers

☐ Sunbeams

☐ Adventurers

☐ Guards

☐ Rangers

Member's name:			
Date of Birth			
Parents' or Carer's name:			
Member's Address:			
		Post Code	
Parents' /Carer's Address - if different from member's:			
		Post Code	
Home Phone No:			
Mobile Phone No:			
E-mail address:			

