



**HEART TO GOD,
HAND TO MAN**

LIFE



in this series

**HEART TO GOD, HAND TO MAN
INTRO AND HISTORY**

• •

**HEART TO GOD, HAND TO MAN
IN THE HOME**

• •

**HEART TO GOD, HAND TO MAN
IN THE CORPS AND CENTRE**

• •

**HEART TO GOD, HAND TO MAN
IN THE LOCAL COMMUNITY**

• •

**HEART TO GOD, HAND TO MAN
IN THE WIDER WORLD**



HEART TO GOD
HAND TO MAN



more LIFE resources available at
toolkit.salvos.org.au/youthandkids



1/5

HEART TO GOD, HAND TO MAN INTRO AND HISTORY



How do you think faith and works are linked
and work together?

THIS WEEK'S READINGS

Matthew 6:1-4
Mark 12:28-34
James 2:14-17

What is some practical care you will
do for others this week?

2/5

HEART TO GOD, HAND TO MAN IN THE HOME



What do you think a home which has its
heart towards God might look like?

THIS WEEK'S READINGS

Deuteronomy 11:18-20
John 14:1-7

What can you do to make your home
inclusive of all people?

HEART TO GOD, HAND TO MAN IN THE LOCAL COMMUNITY

4/5



Who can you extend a hand of help to
in your local community?

THIS WEEK'S READINGS

Luke 15:1-7 Luke 15:8-10
Luke 15:11-32 1 John 3:16-18

Who in the local community will you
intentionally reach out to this week?
Make sure you have your Jesus story ready
to share with them.

HEART TO GOD, HAND TO MAN IN THE CORPS AND CENTRE

3/5



What do you think are the characteristics of
a healthy faith expression?

THIS WEEK'S READINGS

Acts 4:32-37
Galatians 6:9-10
Romans 12:9-13

How are you going to be involved with your corps
or centre as you care for people you know?

HEART TO GOD, HAND TO MAN IN THE WIDER WORLD

5/5



What connections do you have with
people around the world?

THIS WEEK'S READINGS

Hebrews 13:1-3 Matthew 28:18-20
2 Corinthians 8:1-4 Romans 10:14-18

What is one practical thing you are going
to put into practice to remember others in the
wider world? What will you do to support them?



NOTES

1/5

HEART TO GOD, HAND TO MAN HISTORY/INTRO

• •



summary

The attitude of our heart towards God affects the way we act towards others. If our heart doesn't reflect God's priorities then our hands and actions towards people will not work how they should and our effectiveness in caring for people and sharing Jesus with them is diminished.



You will need

If you choose activity 1 in "Involve":

- Access to the internet or printed copies of *appendix 1* for members of your group to share
- 1 sheet of Butcher's Paper
- 1 texta for each member of your group

If you choose activity 2 in "Involve":

- *Appendix 2* printed and cut up
- 1 sheet of Butcher's Paper
- 1 texta for each member of your group



keep in mind

- The challenge is always to take ourselves out of the picture and focus more on others; this is especially true as we want to promote what other people are doing for others, not just highlighting what we are doing.
- It is good to remember those who have come before us and laid the foundations that we now walk on. (1 Corinthians 3:10-11)
- Be aware of legalism and setting benchmarks for people to achieve certain 'spiritual practices'. We want people to be convinced that loving others is good and right to do. We want people to be motivated by their love of God rather than feeling coerced into caring for others!
- In LIFE Group we want to create a space where relationships with one another can flourish. We can do this by playing games together, having snacks or meeting up together outside of the time we gather for LIFE Group.



CONNECT



To help your group connect on a relaxed level, spend some time discussing the following:

- » What is your favourite sporting moment in history?
- » If you had to pick only one food to eat for a week, what would you pick?
- » Can you think of a time when you did something practical for a stranger who was in need? What happened? How did they respond to you? Why did you do it?

DISCUSS



- » How do you think gratitude and generosity are linked?
 - What things can we be thankful to God for?
 - In what ways can thinking about these things help us overflow with generosity?

William Booth, the founder of The Salvation Army, is quoted as saying: "You can't tell a man about the love of God if he has an empty stomach" and "nobody ever got saved while they had a toothache".

- » What do you think Booth meant when he said these things? Do you agree? Why or why not?
- » William Booth didn't come up with the idea that we should be extending our hand to people in need; Jesus did this constantly in His ministry.
As a group, how many different stories from the Bible can you come up with of Jesus extending help to people in need?
- » Why do you think Jesus extended His hand to people in need? (To bring the Kingdom of God to earth, to show practical love).



read the bible



Ask different volunteers in your group to read the following passages:

Matthew 6:1-4

Mark 12:28-34

James 2:14-17

- » What do these passages say about our motivations for caring for others?
- » What is the connection between faith and works? Is this how you think about faith and works?
- » In your own life do you find it easier to have faith (trust in God and know you don't have to do anything for salvation) or to do good works (doing good deeds for people, helping those in need)? Why do you think this is?
- » Can you think of an example where you have seen someone demonstrating faith and good works existing powerfully together?
- » There are people working for and caring for others under the banner of The Salvation Army who are not actually Christians. As a group share your thoughts about this.

INVOLVE



Choose ONE of the following activities for your group to do:



If you would like some music in the background during this activity, there are some song suggestions in the Leader Notes.

Activity 1 - "Soup Soap Salvation" then and now

Activity 2 - Living out the Bible practically



activity 1:

If you have access to the internet, ask someone in your group to search for: "On this day in 1912, William Booth "laid down his sword" and read the blog post.

If you do not have access to the internet, hand out printed copies of the blog post (from *appendix 1*) and read it together.

Draw up the following table on butcher's paper. As you answer the questions below, fill in the table:

	Soup	Soap	Salvation
Then			
Now			

- » What did the different categories in "Soup Soap Salvation" mean for people during William Booth's time? (Try and think a bit wider than the things the blog mentions).
- » What could each of the elements in "Soup Soap Salvation" mean in our contexts today?



If your group is struggling, some things The Salvation Army has done in the past or does now are; The Match Factory, Prison Ministry, The League of Mercy, Salvos Caring, Street Dreams, Youth Service Projects, Mission Trips, STUMP, being involved in advocating for raising the age of consent and also people's general individual contributions to society.



activity 2:

Draw up the following table on butcher's paper.

Scatter the printed out passages from *appendix 2* on the table or floor in the middle of your group.

Ask individuals to pick up and read the verses. As you read each verse, stop and discuss the questions listed in the table and fill it out:

Passage	Thing to do from the passage?	What is the motivation to do this thing?	What is a practical way this could be done in my life today?

APPLY



- » What is one thing you will do differently this week based on what we've talked about during LIFE group?

OR

- » What is one practical activity your group will look to do together to help in the modern area of "soup" or "soap" to create opportunities to discuss "salvation" with someone?

OR

- » Choose one of the passages to take home that will spur you on to remembering why you love others and urge you towards practical care.



LEADER NOTES

- This is the link for the blog about William Booth and "Soup Soap Salvation" for the "Discuss" section of this LIFE guide;
<http://blog.salvationarmyusa.org/2012/08/20/on-this-day-in-1912-william-booth-laid-down-his-sword/>
- If you would like to watch a video and listen to the song "Heart to God, Hand to Man" by Geoff Moore, search for: "heart to god, hand to man - goeff moore and the distance [lyrics]" on YouTube.
- Some other song suggestions are:
 - "Take My Life" – Garage Hymnal
 - "Like You Love Me" – Nathan Tasker
 - "Do Something" – Matthew West
 - "Give me your eyes" – Brandon Heath
 - "If we are the Body" – Casting Crowns
- This video, "A Note to Self" is a great little clip that might generate discussion within your group and challenge them to be thinking and looking out for "others".
<https://www.youtube.com/watch?v=DSYoC2cxEUI&feature=share>

FOLLOW UP

About 3 days after your group has met, follow up all your group members and encourage them about what they learnt in LIFE group.
You could ask them:

How has your perspective altered this week
regarding caring for others?



APPENDIX 1

Page 1 of 2



On this day in 1912, William Booth “laid down his sword”

On this day 100 years ago, Salvationists around the world were informed that their faithful leader and servant, General William Booth – Founder of The Salvation Army – had “laid down his sword” and passed away in his home of Hadley Wood, London surrounded by his family.

In the 47 years from when he started The Salvation Army, Booth's dedication to providing “soup, soap and salvation” to those in need helped establish the Army's services to the poor and marginalized in 58 countries.

“Soup” meant meeting the material needs of the poor: shelters, soup kitchens, job training and work programs.

The second step, “soap”, acknowledged one's need for good clothing and cleanliness, the essentials for good self-esteem, confidence and dignity.

The vital last step is salvation. Booth famously said, “No one gets a blessing if they have cold feet and nobody ever got saved while they had toothache!”.

Booth's passing stirred a rush of tributes from around the globe. President Howard Taft wrote that the Founder's “long life and great talents were dedicated to the noble work of helping the poor and weak and giving them another chance to attain success and happiness”.

The Salvation Army uses the expression “Promoted to Glory” when referring to the death of a Salvationist, a phrase originally coined by William Booth's son, Herbert Booth, that epitomizes the church's optimistic view of death.

The term came from the hymn of the same name:

*Summoned home, the call has sounded,
Bidding a soldier his warfare cease;
And the song of angels resounded,
Welcomes a warrior to eternal peace.
Praise the Lord! from earthly struggles
A comrade has found release.*





Kevin Sims, of the Communications Section at International Headquarters said it perfectly: "This centenary of the General's 'promotion to Glory' should be treated as just that – a 'promotion'; a moving on, a stepping forward. We do not reflect morbidly on what has been lost but instead we celebrate the legacy and influence of a great man who, 100 years ago, went to meet his maker and claim his eternal reward."

A century later, The Salvation Army serves the poor and oppressed in 125 countries and growing, a testament of Booth's legacy and God's provision for nations in need through the work of one extraordinary man.



APPENDIX 2

Page 1 of 5



Leviticus 19:18 (CEV)

Stop being angry and don't try to take revenge. I am the LORD, and I command you to love others as much as you love yourself.

Psalms 82:3 (CEV)

Be fair to the poor and to orphans. Defend the helpless and everyone in need.

Proverbs 14:21 (CEV)

It's wrong to hate others, but God blesses everyone who is kind to the poor.

Isaiah 1:16-17 (CEV)

Wash yourselves clean! I am disgusted with your filthy deeds. Stop doing wrong and learn to live right. See that justice is done. Defend widows and orphans and help those in need."

1 Corinthians 10:24 (CEV)

We should think about others and not about ourselves.





Matthew 19:17-19 (CEV)

Jesus said to him, "Why do you ask me about what is good? Only God is good. If you want to have eternal life, you must obey his commandments." "Which ones?" the man asked. Jesus answered, "Do not murder. Be faithful in marriage. Do not steal. Do not tell lies about others. Respect your father and mother. And love others as much as you love yourself."

Matthew 22:39 (CEV)

The second most important commandment is like this one. And it is, "Love others as much as you love yourself."

Mark 10:42-43 (CEV)

But Jesus called the disciples together and said: You know that those foreigners who call themselves kings like to order their people around. And their great leaders have full power over the people they rule. But don't act like them. If you want to be great, you must be the servant of all the others.





Mark 12:33 (CEV)

It is also true that we must love God with all our heart, mind, and strength, and that we must love others as much as we love ourselves. These commandments are more important than all the sacrifices and offerings that we could possibly make."

Romans 12:7-8 (CEV)

If we can serve others, we should serve. If we can teach, we should teach. If we can encourage others, we should encourage them. If we can give, we should be generous. If we are leaders, we should do our best. If we are good to others, we should do it cheerfully.

Galatians 6:2 (CEV)

You obey the law of Christ when you offer each other a helping hand.

Galatians 6:9-10 (CEV)

Don't get tired of helping others. You will be rewarded when the time is right, if you don't give up. We should help people whenever we can, especially if they are followers of the Lord.





1 Corinthians 12:7-10 (CEV)

The Spirit has given each of us a special way of serving others. Some of us can speak with wisdom, while others can speak with knowledge, but these gifts come from the same Spirit. To others the Spirit has given great faith or the power to heal the sick or the power to work mighty miracles. Some of us are prophets, and some of us recognize when God's Spirit is present. Others can speak different kinds of languages, and still others can tell what these languages mean.

Ephesians 4:29-32 (CEV)

Stop all your dirty talk. Say the right thing at the right time and help others by what you say.

Don't make God's Spirit sad. The Spirit makes you sure that someday you will be free from your sins.

Stop being bitter and angry and mad at others. Don't yell at one another or curse each other or ever be rude. Instead, be kind and merciful, and forgive others, just as God forgave you because of Christ.





1 Timothy 6:18 (CEV)

Instruct them to do as many good deeds as they can and to help everyone. Remind the rich to be generous and share what they have.

Hebrews 13:16 (CEV)

But don't forget to help others and to share your possessions with them. This too is like offering a sacrifice that pleases God.

1 Peter 4:10 (CEV)

Each of you has been blessed with one of God's many wonderful gifts to be used in the service of others. So use your gift well.

1 John 3:18 (CEV)

Children, you show love for others by truly helping them, and not merely by talking about it.



2/5

HEART TO GOD, HAND TO MAN IN THE HOME

• •



summary

"Home" can mean something different for each individual, but despite our different homes, we want to make sure that they are places where God is honoured and where others can be invited in.



you will need

- *Appendix 1* printed for each person in your group
- Coloured textas for the group to use to decorate and write on their home
- (Optional) Stickers such as emoticons, pets, furniture for decorating etc.

keep in mind

- If you have not done the first guide as a group, ensure you lay the ground-work. We are motivated to serve others primarily because God has sacrificially loved us first; we need to have our heart to God correct, if we want our hand to man to be most effective and correctly motivated.
- Today in LIFE group the desire is for 'home' to encapsulate all the different varieties of home: a classic home, the room someone lives in, a share house, temporary relief accommodation, even the hospital or rehab room that is currently their place of residence. Make sure that you don't alienate people if their home is not that which is considered "normal".



CONNECT



To help your group connect on a relaxed level, spend some time discussing the following:

- » What is the funniest nickname you've ever had?
- » What is the strangest dream you've ever had?
- » If you could decorate your home in any style what would it be? (for example, Shabby Chic, Industrial, Minimalist, Country, Rustic etc)

recap

- » Share any stories of times you saw faith and works in action last week.

INVOLVE



The purpose of this activity is to discover what equals "home" for each individual.
You can play music during this activity if that will help your group.

Give each person a print-out of *appendix 1*. Ask each individual to write their name on the 'roof' section of their house.

Allow time for each person to write or draw the following on their house:

- » Draw (or write the names of) the people who live in your house.
- » Add family members who don't live in your house who are included in your home.
- » Add the names of people who visit your home regularly.

('Involve' continues on the next page)



- » Draw pictures or write words to represent things in your home that are important to you (pets, possessions, events, memories and furniture – e.g. the dining table where the family gathers for conversation.)

Have a time of sharing with the group about the homes that people have created and decorated. Ask people what they included in their home and why.

DISCUSS



read the bible



Ask someone to read:

Deuteronomy 11:18-20

- » What do you think is the significance of fixing God's laws and instructions on our hands, hearts, foreheads and writing them on the doorposts/gates? (It serves as a reminder whatever we are doing, feeling, thinking or when we are leaving our house.)
- » How do you think having a home that's heart is towards Jesus might affect the way that household acts towards others?
- » This passage is addressed to the leader of the household, but we are all involved in remembering and living out God's instructions. In what ways might you be able to do what this passage is commanding in your own household and keep the word of God central?
- » Identify someone who is like the father figure in the Deuteronomy passage (someone who is a spiritual authority in your life). What can you ask them to do to help you remember and live out God's laws and instructions in your life?

('Discuss' continues on the next page)



- » What might be some of the costs to yourself as you open up your home to others? What can you do to remind yourself that loving others is costly, but it is important to do?



Remember we want individuals to be motivated by the fact that Jesus has loved us with a costly love and calls us to do the same.



Ask another person in your group to read:

John 14:1-7

- » What encouragement does Jesus offer in these verses regarding a home?
- » How do you feel knowing that if you have faith in Jesus He has a place for you in heaven?
- » What elements of the perfect heavenly home might we want to copy into our earthly homes?
- » How have you seen others include people in their homes before?
- » What ways do you think you can make space in your home to include others and to invite others to be part of your home?



Push your group to think super practically for this question, we want to move past theory.

APPLY



- » What is one thing you will do differently this week based on what we've talked about during LIFE group?

OR

- » What are some practical things you are going to do to make your home inclusive of all people this week? (Push beyond the simple and easy to the options that can be costly to our time, money and desires).

OR

- » Consider what does a healthy, godly home look like? What is one thing you will change in your home this week to make it look more like this?



LEADER NOTES

- Have your group bring the homes they have made to LIFE group when you do "Heart to God, Hand to Man in the Local Community", or as the leader you could collect them and bring them for everyone.
- The song "They shall come from the east and from the west" talks about including all people in the Kingdom of God, it could be a good song to play if you would like some music during the "Involve" activity. If you would like to watch the lyric video go to:
https://www.youtube.com/watch?v=OfLoO_XXwW4

FOLLOW UP


About 3 days after your group has met, follow up all your group members and encourage them about what they learnt in LIFE group. You could ask them:

What things have you noticed in your home this week that reflect the qualities of a home that's heart is towards God?



APPENDIX 1

• •



3/5

HEART TO GOD, HAND TO MAN IN THE LOCAL CORPS AND CENTRE

..



summary

When our heart is right with God it begins to affect the way we live. We see changes in our homes and then changes spread to impact the way we interact with our faith community.



you will need

- Butcher's paper to brainstorm onto OR a notepad for a scribe
- Textas for the group OR a pen for your scribe

keep in mind

- If you have not done the first guide as a group, ensure you lay the ground-work. We are motivated to serve others primarily because God has sacrificially loved us first; we need to have our heart to God correct, if we want our hand to man to be most effective and correctly motivated.
- Remember when we are talking about the corps and the centre we are talking about the collective people gathered, not the building that they meet in.
- If you are unfamiliar with Salvation Army terminology a "corps" is a church, faith gathering and a "centre" includes a rehab facility, aged care facility etc.



CONNECT



To help your group connect on a relaxed level, spend some time discussing the following:

- » What is your favourite website and why?
- » If you could be great at making things with your hands what would you choose to make? Why?
- » Who do you like to spend time with? What activities do you like to do with them?

Recap

- » Were there any changes in your home last week after we discussed having a home that's heart is towards God?

DISCUSS



read the bible



Ask someone in your group to read:

Acts 4:32-37

- » What qualities and characteristics does this passage talk about the early church having?
- » Do you think that this kind of community is possible in our current climate? Why or why not?

('Discuss' continues on the next page)



- » What kinds of changes might we need to make to try to achieve this positive community in our corps and centres?
- » Where have you heard, seen or experienced others working in the kind of community the passage mentions?
- » How can you support your local corps or centre in growing this kind of community?

INVOLVE



We want to be extending a hand of help to all people but the Bible commands us to begin with our faith family (see Galatians 6:9-10).

read the bible



Read the following verses as a group before you do the brainstorm:

Romans 12:9-13

As a group brainstorm (onto butcher's paper, or ask someone to be the scribe and write onto a notepad) the particular needs and situations that you know of in your local faith expression (this could be your corps, centre, LIFE group etc).

Once you have brainstormed as many needs as you can, get practical – what are some things your group can do in the next week, month, few months to reach out and help in these situations (eg cook a meal for a new family, visit an individual that is home-bound)?



As we discuss needs we see in our corps/centre we need to be careful to maintain confidentiality. Please avoid using specific names that are not yours to share.




Make sure you think beyond the easy-to-do options. The early church sacrificed time, money and possessions for one another; we want to be following their example.

('Involve' continues on the next page)



Write down these practical ideas and have your group work out a plan to achieve these. You can create a project calendar if that is helpful, writing in the project, the date to start and finish, who will be involved and what you might need to complete it.

 It would be helpful to set some timelines and specific jobs for people so that your ideas are put into action.

APPLY



- » What is one thing you will do differently this week based on what we've talked about during LIFE group?

OR

- » Share the specific way you are going to contribute to your group's chosen ways of reaching out to others in your faith community or centre. Write it down somewhere and be ready to share with your group next week.



LEADER NOTES

Be wary of gossip disguised as sharing in this guide, it can be very easy to slip into gossiping about other people's needs.

FOLLOW UP

About 3 days after your group has met, follow up all your group members and encourage them about what they learnt in LIFE group.
You could ask them:

What steps have you taken towards helping
someone in your corps or centre this week?



4/5

HEART TO GOD, HAND TO MAN IN THE LOCAL COMMUNITY

• •



summary

Who is my neighbour? Who is part of my local community?
What ways can I extend a helping hand to them and share
with them the heart of God?

This week we'll look at these questions and how we can
love others who are lost in our local community.



you will need

- To bring the houses that your group members made in the “Heart to God, Hand to Man” guide OR a blank piece of paper for each group member if you did not do this activity
- Textas for each group member

keep in mind

If you have not done the first guide as a group, ensure you lay the ground-work. We are motivated to serve others primarily because God has sacrificially loved us first; we need to have our heart to God correct, if we want our hand to man to be most effective and correctly motivated.



CONNECT



To help your group connect on a relaxed level, spend some time discussing the following:

- » Is there a routine you like to make sure you do every day? What is it?
- » What is your favourite music album of all time? What do you like so much about it?
- » What sports or leisure activities were you involved in as a child in your local area?

Recap

- » What ways did you see others having a heart towards God and a hand toward people in your corps or centre last week?
- » Review your group Project Calendar: How did you go with your chosen task of extending your hand of help to someone in your corps or centre?

DISCUSS



- » Can you remember a time you lost something that was important to you, what was it? Did you find it? How did you react when you found it?

read the bible



The following readings are 3 parables; you could ask 3 different group members to read a parable each:

Luke 15:1-7

Luke 15:8-10

Luke 15:11-32



- » What are some things that all three stories have in common?
- » God is represented in these parables by the shepherd who found the lost sheep, the woman who searched for her lost coin and the father whose lost son returned. What can we learn about God's heart and desire for those who don't know Him (those who are lost)?
- » We should have the same heart as God for people who don't know Him. Who are the people in your life, in your community, who don't yet know Jesus? Who could you share Jesus with?
- » God searches for the lost because He wants them to know Him. What are some practical ways you can share this good news?

read the bible



Ask someone in your group to read:

1 John 3:16-18

- » What do you think this passage is saying about love and actions?
- » Do you find it easier to show love to people in what you say or in the things you do for them?
- » Who are people in your life that you can look to as good examples of loving people with actions? What kind of sacrifices do they make for others?

INVOLVE



If you did the "Involve" activity in, "Heart to God, Hand to man in the Home", it would be helpful to use the homes people created.

If you didn't do the "Involve" activity in, "Heart to God, Hand to man in the Home", then ask each person to draw a house shape in the middle of the paper, put their name on the house and fill it with people and things that help to sum up their home.



Draw some 'next-door' houses to your home and fill the next-door houses with people who live next to you. ('Next-door' could be: the house next door, the room next to you in shared accommodation, the unit below or above you if you live in a unit or people who you bump into regularly, etc).

As people are drawing and writing discuss; who people's neighbours are, how they know them and how regularly they see them.

- » What ways can you show your neighbours a helping hand, or share life with them?
- » Are these people lost? What opportunities do you think you might have to share the gospel with them? What opportunities could you create to share Jesus with them?

Ask your group to think a little wider, to the local community. Draw or write around the edge of the page people who are in the local community that they know of or see. This could include their butcher, the check-out operator, the mums of other kids from the sports team, the doctor or the homeless person who sleeps in the park.

- » How can you find out more about the needs of your local community? Or, if you already know what the needs of the people in your local community are, what can you do to address them?
- » What ways can you be intentional in reaching out and connecting with these different people (even in small ways)?
- » What opportunities do you have to share the good news of Jesus with people in your local community? What could you do to help create more opportunities?



If your group doesn't know how to share their testimony or are nervous about sharing the good news of Jesus with others, you could spend 5 weeks doing the 'Sharing My Faith' LIFE Guide. The link is in the Leader Notes.

- » When you look at your page, what kind of feelings do you have about your local community? Had you realised before how many people you come into contact with regularly?



APPLY



- » What is one thing you will do differently this week based on what we've talked about during LIFE group?

OR

- » Who is someone you are going to intentionally reach out to and connect with this week?

OR

- » Who is someone you are going to share the good news of Jesus with this week?

LEADER NOTES

The "Sharing My Faith" LIFE guide is found on the Youth and Childrens Toolkit:
<http://toolkit.salvos.org.au/toolkit/resource/life-sharing-my-faith/459/>

FOLLOW UP

About 3 days after your group has met, follow up all your group members and encourage them about what they learnt in LIFE group.
You could ask them:

What are the differences you've noticed in your attitude to your local community or the way you approach individuals in your community?



5/5

HEART TO GOD, HAND TO MAN IN THE WIDER WORLD

• •



summary

Our faith community is not limited by the church walls, or even by continents. Our commonality in Jesus means that we are always linked, even if people are on the other side of the world.

This week we continue to expand our outlook and discuss what it means to have our heart towards God and hand towards people in the wider world.



you will need

- One copy of *appendix 1* printed for each member of the group
- Different colour pens and/or textas for the group to share
- Star stickers (like those that you purchase from the \$2 store)

keep in mind

If you have not done the first guide as a group, ensure you lay the ground-work. We are motivated to serve others primarily because God has sacrificially loved us first; we need to have our heart to God correct, if we want our hand to man to be most effective and correctly motivated.



CONNECT



To help your group connect on a relaxed level, spend some time discussing the following:

- » Are you a DIY person, or do you prefer others to fix or make things? Why is this?
- » If you could mix three animals together, which ones would you choose to make the ultimate animal?
- » If you could have one question answered about this world what would it be?

recap

- » Who did you reach out to in your local community last week? Share with the group how it went.

DISCUSS



- » How do you think social media has impacted our connectedness around the world? What positive and negative impacts do you see?
- » What kinds of things do you do for friends and family to support them in what they do?
- » Rate the following on a scale of 1-10 according to how much difference it might make to a cause. (Optional: you could place them on a line and rank them against one another.)
 - Liking a cause on Facebook
 - Telling someone about an issue/creating awareness
 - Tweeting about the purpose and goals of a cause

('Discuss' continues on the next page)



- Motivating others to be involved in the cause
- Praying for an issue
- Giving money to an issue
- Reading about an issue and being moved by it
- Signing an internet petition
- Buying a product where the proceeds go to the cause
- Changing your profile picture to reflect the cause
- Posting on social media using the cause's hashtag
- Fasting from something (food/technology etc) and raising monetary support

read the bible



Ask volunteers to read:

Matthew 28:18-20

Romans 10:14-18

- » In our world people are fulfilling the commandment to go to the nations and preach the good news of Jesus. Do you know anyone who has done this/or is currently doing this?
- » How can we be remembering these people and supporting them well?

read the bible



Ask volunteers to read:

Hebrews 13:1-3

2 Corinthians 8:1-4

2 Corinthians 8:12-15

- » What do these passages have to say about the concept of "out of sight, out of mind"?
- » We read the example of the early church financially supporting other churches in their ministries. How do you feel about their attitude towards money?
- » Discuss the following comment, "you cannot effectively support someone without there being a cost to yourself".



The obvious cost is monetary, but push your group to think wider, such as time cost, energy costs, relational costs etc.



INVOLVE



Hand out one map of the world to each member of your group.

As a group, do the following activities and discuss each other's responses as you complete each section. (There are some focus question if this is helpful for your group).

On the map of the world:

1. Draw a straight line from where you are to the places you feel connected with.

» What is it about this place that make you feel connected with it?

2. Place a star on places that you have been to, or would like to travel to.

» What is a favourite memory you have from a place you have visited?

» What is it about the places you haven't visited that makes you want to go there?

» What is it that has inspired you to visit somewhere?

3. Circle places that you have heard about on the news.

» Do you think we are more likely to hear good news stories or bad news stories? Why do you think this is?

» How do you usually react when you see these stories on the news?

3. Draw a squiggly line to any places where there are sister churches located or where you have known people to go for mission trips. Also draw squiggly lines to places that you have heard of in Self-Denial material or other awareness campaigns.

» What helpful information have you learnt about these places that has allowed you to engage with what is going on?

4. Draw a square or rectangle around places that you receive prayer letters from or regularly pray for (SAID, persecuted church, link missionaries, child sponsorship, the 'All the World' magazine).

» What kinds of prayers do you often pray for these different groups/people?



As the leader you could bring a selection of prayer letters, magazines or stories from these groups or individuals



- » After having done this activity and seen all the varied connections we have across the world, what are some things we can do to help us remember others where they are located (anywhere in the world)? What can we put into practice to bring them to mind more regularly?
- » What are some options for how we can support people and ministries around the world?

APPLY



- » What is one thing you will do differently this week based on what we've talked about during LIFE group?

OR

- » What is ONE thing you are going to focus on this week to bring people to mind more regularly to think of them and pray for them?

OR

- » How will you practically support the different people, groups and causes you've spoken about?



LEADER NOTES

"All the World" is a magazine from IHQ that has articles about the work and mission of The Salvation Army all around the world. It is published 4 times a year and you can order physical copies or view it online.

<http://www.salvationarmy.org/ihq/alltheworld>

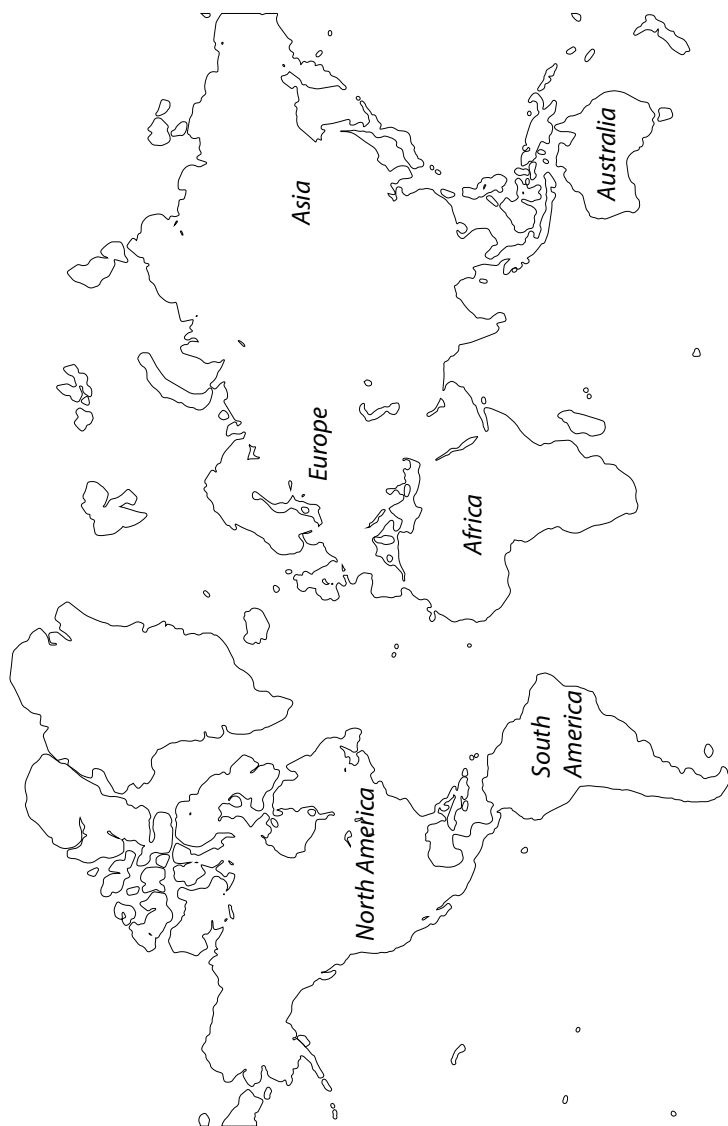
FOLLOW UP

About 3 days after your group has met, follow up all your group members and encourage them about what they learnt in LIFE group.
You could ask them:

How have you been going at remembering
others around the world this week?



APPENDIX 1





This is a free resource produced by
The Salvation Army Australia Territory.
More LIFE Series and other free resources available at
toolkit.salvos.org.au/youthandkids

Contemporary English Version ©Copyright© 1995
American Bible Society. All rights reserved.
Bible Text from the Contemporary English Version (CEV) is
not to be reproduced in copies or otherwise by any means
except as permitted in writing by American Bible Society, 1865
Broadway, New York, NY 10023 (www.americanbible.org)