

# BOOKWORM

## LEARNING OUTCOMES

Having completed this badge the Adventurers/Sunbeams will have:

- experienced a visit to a library;
- demonstrated knowledge about different types of books and their purposes;
- read and given a report on at least one book;
- demonstrated correct knowledge to access information in reference books;
- demonstrated how to properly care for books.

## BADGE REQUIREMENTS

1. Visit a library and know where to find different types of books.
2. Model a library.
3. Read at least one book and present a report about it.
4. Know how to find information in a reference book.
5. Show how to properly care for books.

ADVENTURERS  
SUNBEAMS

bookworm



CATEGORY

Have a Go

TIME FRAME

Three weeks

AIM

To introduce members to a variety of books and encourage a joy of reading.





# Teaching ideas



## 1. Visit a library and know where to find different types of books.

Plan a visit to the local library. The *Activity Approval Form* must be completed and forwarded to DHQ no less than one month prior to the activity.

Prior to the visit contact the library to inquire if a librarian would be available to speak to the group about:

- the library's organisation (i.e. children's section, adult section, reference section);
- different types of books and where they are located within the library (e.g. fiction, geography, poetry, sports, gardening);
- how to borrow books.

Check with parents if their child is a member of the library and be sure members have their library card with them for the visit. Seek parental permission for non-library members to join the library. Obtain any membership forms the library requires and ask parents to complete them for their child before visiting the library.

During the library visit members could begin **Badge Requirement 2**.

## 2. Model a library.

Members create a model library by bringing books from home or the local library. The collection should include a variety of book types, e.g. fiction books, non-fiction books, reference books. Members are to arrange a display of their library in a logical manner. The recommended approach is by category, e.g. fiction books together, non-fiction displayed according to their topic, dictionaries. Books should also be displayed according to their author within the category.

Books from home need to be clearly labelled with the owner's name written on a Post-it note to avoid confusion of ownership. Ask members to talk about their favourite book or type of books.

## 3. Read at least one book and present a report about it.

7–8s one book and one report

9–10s two books and two reports

Members may choose any book/s however they must be books read especially for this badge requirement and not a book previously read. Comic books are acceptable.

The report/s may be a written or verbal report and should include the following:

- title;
- author;
- type of book (e.g. fiction, reference, non-fiction topic);
- a brief outline of the story or content (no more than half an A4 page or a two minute verbal report);
- what the member enjoyed most about the book or learned from the book.

Encourage members to be creative with their report/s. For example, create a book cover or advertising poster featuring a picture and a brief description of the story or content.

# Teaching ideas



## 4. Know how to find information in a reference book.

A librarian may be invited to teach this badge requirement or have an additional visit to the library.

Have available as many dictionaries as you can find, a set of encyclopaedia, atlases, telephone directories and non-fiction books on a wide variety of topics for members to use. Some of the books used in the model library might be helpful. Explain what dictionaries and encyclopaedias are.

- Distribute dictionaries to members. Explain how dictionaries organise words alphabetically and demonstrate how to find several words in a dictionary. Help members to find the same words in their dictionary. Ask different members to read the definitions. Then give members several words to find on their own or ask members for suggested words to find.
- Use a similar process to demonstrate the use of encyclopaedias. Explain how encyclopaedias organise information and demonstrate how to find information on a topic of your choice or that would interest members. Distribute the set of encyclopaedia to members and help them to find information on several topics. If time permits allow members to share one interesting fact they discovered.
- Distribute non-fiction books to members or allow them to choose a non-fiction book that interests them. Direct them to the index located at the back of the book. Explain how the index lists the information in the book alphabetically with the page number or numbers where the information can be found. Allow time for members to explore their book and, if time permits, allow members to share one interesting fact they discovered.
- Repeat the process using telephone directories, atlases and other resources that you have on hand. These activities could be performed as a round-robin activity.

## 5. Show how to properly care for books.

A librarian may be invited to teach this badge requirement.

Display a variety of books in different conditions, e.g. brand new, missing pages, 'dog-eared', ripped cover or pages, broken spine, missing the cover.

Explain that some books appear worn out because they have been read many times. Others are in terrible condition because they haven't been looked after. Display the following tips to care for books, or ask members to work together to create a list.

- Support books (especially the spine), by holding them along the spine or resting them on a table.
- Always use a book mark to mark where you are up to.
- Keep food and drink away from books.
- Keep books out of sunlight because it fades the cover.

Members may like to make a bookmark and write the tips on the back.

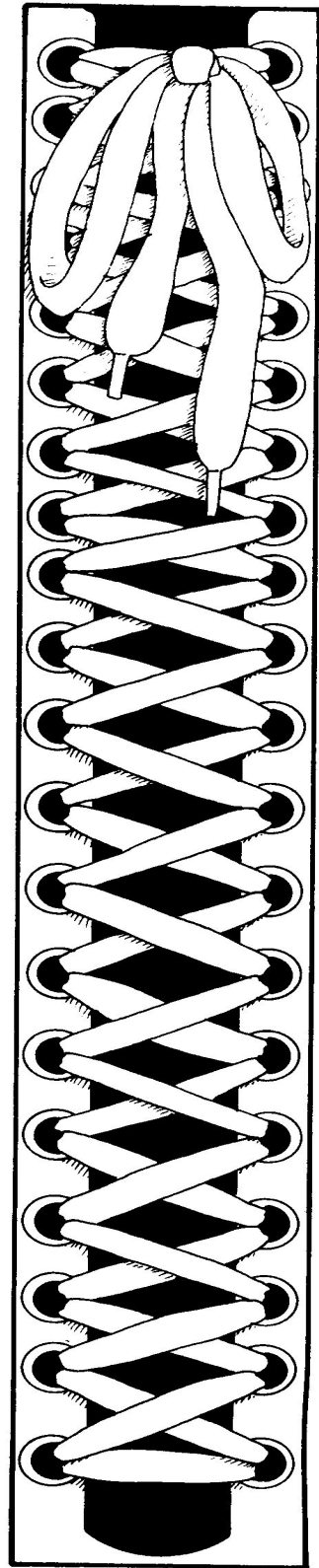
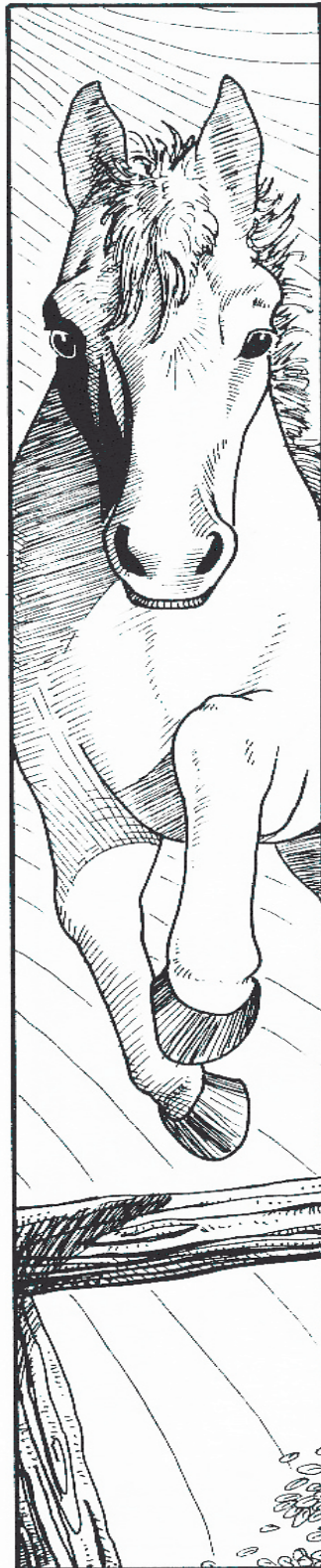

**Leader's Resource 1** has some sample bookmarks.



TEACHING  
IDEAS

# Leaders Resource 1

Copy and cut out the bookmarks so each member has one.



Write the following tips for caring for books on the back of the bookmark.

Support books by holding the spine or resting it on a table.

Always use a book mark.

Keep food and drink away from books.

Keep books out of sunlight.

# Devotional ideas



1. **Title:** Books and covers  
**Bible:** 1 Samuel 16:7b  
**Thought:** What we are like on the inside is what matters  
**Supplies:** A Bible, a book, e.g. a Bible story book or a popular children's book

Ask members who like books. Show the book you have. The name of this book is ... When we are reading books we need to take care of them. It's good to protect the cover and the pages inside as well, but what is it that we enjoy about a book? Do we say I have a good book just because it has a pretty or a colourful cover?

Ask members what is the most important thing about a book? (*The writing inside, the story, the information it gives.*) Books are a lot like people. What a person looks like on the outside doesn't tell you what they are like on the inside.

A boy at school may look mean but when you get to know him, you find he is nice and kind. Or you may see a girl that is beautiful and seems popular but when you get to know her, she's not what she seemed. You can't judge people by their covers.

The Bible says that too. Listen to what God once said to Samuel. Read 1 Samuel 16:7b (CEV). That means the most important part of a person, like a book, is not the outside. It's what's inside that counts. God looks into our hearts. That's where we decide how we will live.

God says we should not judge other people by their cover. Whether they are light or dark skinned, beautiful or ugly doesn't really matter. It's what's inside that counts. God looks on our hearts. How we really feel and think and live on the inside is the most important thing about us.

So, when you see a book, remember this truth. For both people and books, it's what's inside that counts.

Prayer: 'Lord, give us eyes to see people like You see them. Help us to know that the outside doesn't matter, it's what's inside a person that really counts. Amen.'



DEVOTIONAL  
IDEAS